

## General Information

## Financial Information

### Service Consumption

102,415 Annual Unlinked Trips (UPT)

### Service Supplied

905,837 Annual Vehicle Revenue Miles (VRM)

50,020 Annual Vehicle Revenue Hours (VRH)

### Summary of Operating Expenses (OE)

\$1,926,391 Total Operating Expenses

### Database Information

NTDID: 4R06-41111

Reporter Type: Rural General Public Transit

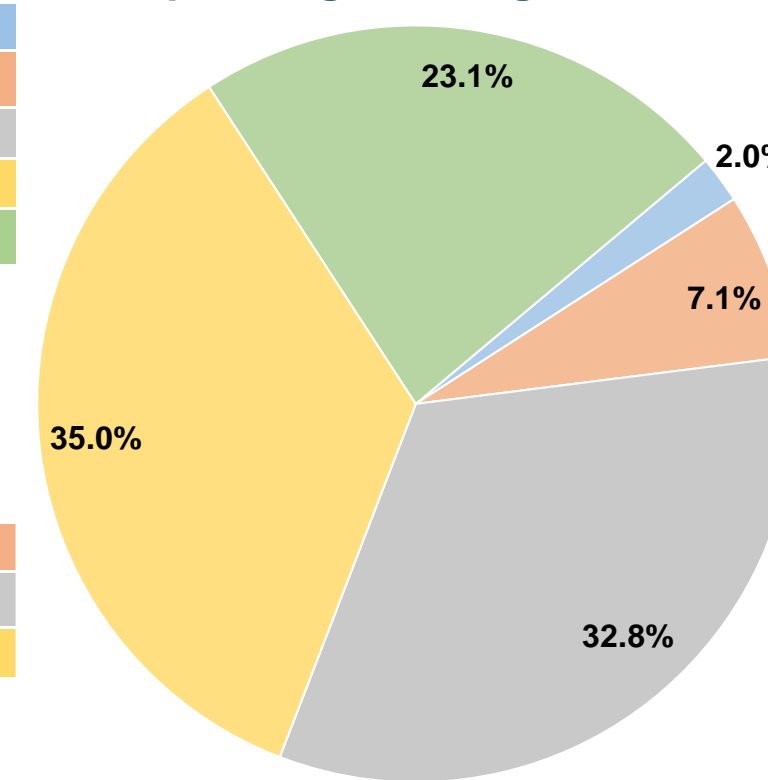
### Sources of Operating Funds Expended

Fare Revenues	\$38,690	2.0%
Local Funds	\$136,828	7.1%
State Funds	\$632,776	32.8%
Federal Assistance	\$673,459	35.0%
Other Funds	\$444,638	23.1%
<b>Total Operating Funds Expended</b>	<b>\$1,926,391</b>	<b>100.0%</b>

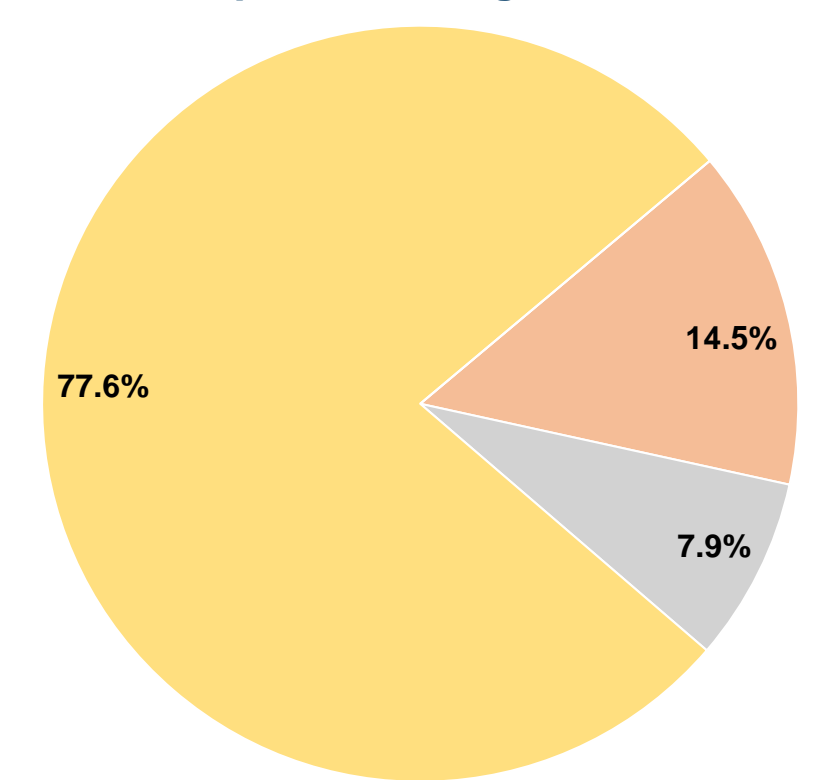
### Sources of Capital Funds Expended

Fare Revenues	\$0	0.0%
Local Funds	\$62,102	14.5%
State Funds	\$33,624	7.9%
Federal Assistance	\$331,236	77.6%
Other Funds	\$0	0.0%
<b>Total Capital Funds Expended</b>	<b>\$426,962</b>	<b>100.0%</b>

### Operating Funding Sources



### Capital Funding Sources



## Modal Characteristics

### Operation Characteristics

#### Vehicles Operated at Maximum Service

Mode	Directly Operated	Purchased Transportation	Operating Expenses	Fare Revenues	Uses of Capital Funds	Annual Unlinked Trips	Annual Vehicle Revenue Miles	Annual Vehicle Revenue Hours
Demand Response	21	-	\$1,926,391	\$38,690	\$426,962	102,415	905,837	50,020
<b>Total</b>	<b>21</b>	<b>-</b>	<b>\$1,926,391</b>	<b>\$38,690</b>	<b>\$426,962</b>	<b>102,415</b>	<b>905,837</b>	<b>50,020</b>

### Performance Measures


#### Service Efficiency

Mode	Operating Expenses per Vehicle Revenue Mile	Operating Expenses per Vehicle Revenue Hour
Demand Response	\$2.13	\$38.51
<b>Total</b>	<b>\$2.13</b>	<b>\$38.51</b>

#### Service Effectiveness

Mode	Operating Expenses per Unlinked Passenger Trip	Unlinked Trips per Vehicle Revenue Mile	Unlinked Trips per Vehicle Revenue Hour
Demand Response	\$18.81	0.1	2.0
<b>Total</b>	<b>\$18.81</b>	<b>0.1</b>	<b>2.0</b>

Operating Expense per Vehicle Revenue Mile: Agency Total



Unlinked Passenger Trips per Vehicle Revenue Mile: Agency Total

