

# Harnett County (Harnett Area Rural Transit System (HARTS))

2014 Annual Agency Profile

Deputy Director: Ms. Tammy Montanez  
 919-707-4687

## General Information

### Service Consumption

57,163 Annual Unlinked Trips (UPT)

### Service Supplied

747,904 Annual Vehicle Revenue Miles (VRM)

40,700 Annual Vehicle Revenue Hours (VRH)

### Summary of Operating Expenses (OE)

\$750,586 Total Operating Expenses

### Database Information

NTDID: 4R06-41119

Reporter Type: Rural General Public Transit

## Financial Information

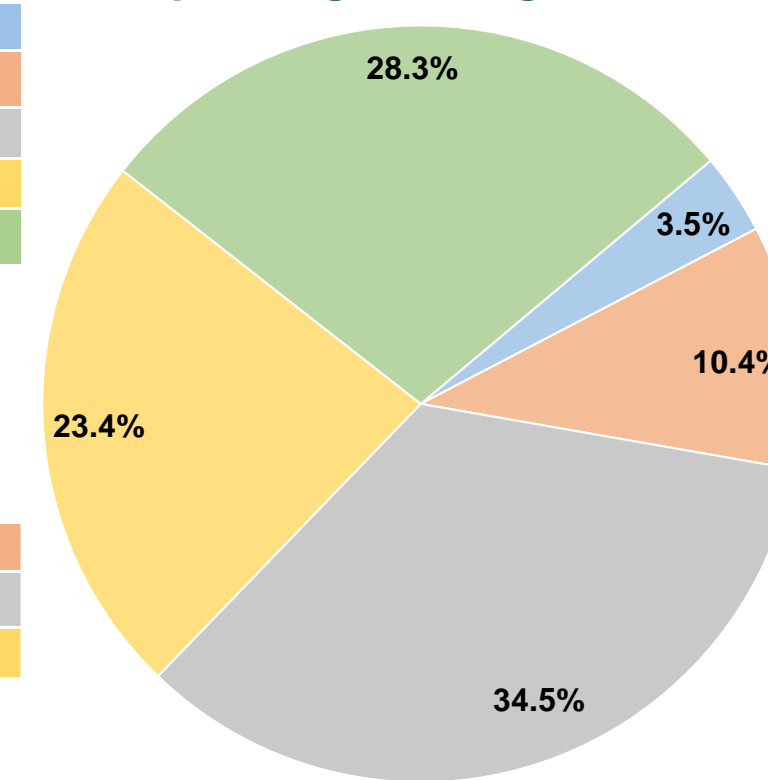
### Sources of Operating Funds Expended

Fare Revenues	\$25,940	3.5%
Local Funds	\$78,168	10.4%
State Funds	\$258,641	34.5%
Federal Assistance	\$175,286	23.4%
Other Funds	\$212,551	28.3%
<b>Total Operating Funds Expended</b>	<b>\$750,586</b>	<b>100.0%</b>

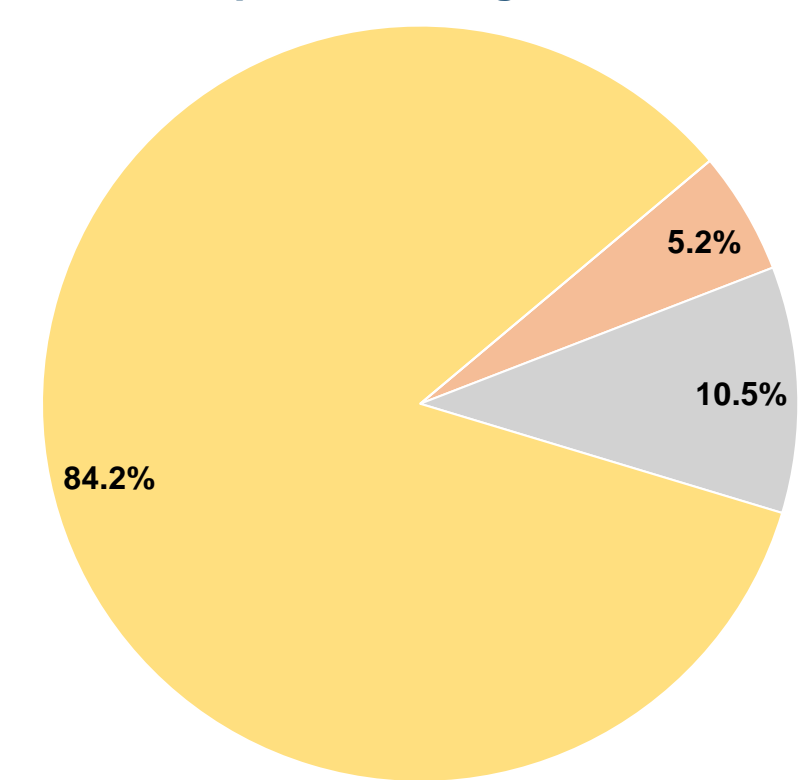
### Sources of Capital Funds Expended

Fare Revenues	\$0	0.0%
Local Funds	\$6,131	5.2%
State Funds	\$12,300	10.5%
Federal Assistance	\$98,400	84.2%
Other Funds	\$0	0.0%
<b>Total Capital Funds Expended</b>	<b>\$116,831</b>	<b>100.0%</b>

### Operating Funding Sources



### Capital Funding Sources



## Modal Characteristics

### Operation Characteristics

#### Vehicles Operated at Maximum Service

Mode	Directly Operated	Purchased Transportation	Operating Expenses	Fare Revenues	Uses of Capital Funds	Annual Unlinked Trips	Annual Vehicle Revenue Miles	Annual Vehicle Revenue Hours
Demand Response	18	-	\$750,586	\$25,940	\$116,831	57,163	747,904	40,700
<b>Total</b>	<b>18</b>	<b>-</b>	<b>\$750,586</b>	<b>\$25,940</b>	<b>\$116,831</b>	<b>57,163</b>	<b>747,904</b>	<b>40,700</b>

### Performance Measures

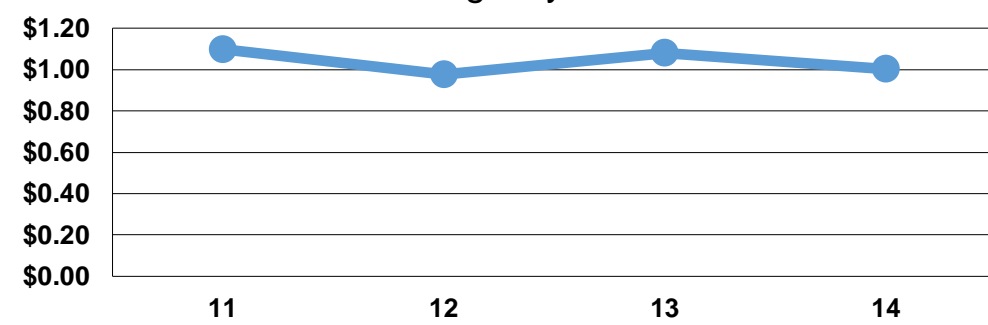
#### Service Efficiency

Mode	Operating Expenses per Vehicle Revenue Mile	Operating Expenses per Vehicle Revenue Hour
Demand Response	\$1.00	\$18.44
<b>Total</b>	<b>\$1.00</b>	<b>\$18.44</b>

#### Service Effectiveness

Mode	Operating Expenses per Unlinked Passenger Trip	Unlinked Trips per Vehicle Revenue Mile	Unlinked Trips per Vehicle Revenue Hour
Demand Response	\$13.13	0.1	1.4
<b>Total</b>	<b>\$13.13</b>	<b>0.1</b>	<b>1.4</b>

Operating Expense per Vehicle Revenue Mile: Agency Total



Unlinked Passenger Trips per Vehicle Revenue Mile: Agency Total

