

Yadkin Valley Economic Development District, Inc. (YVEDDI)
2014 Annual Agency Profile

Deputy Director: Ms. Tammy Montanez
919-707-4687

General Information

Service Consumption

93,327 Annual Unlinked Trips (UPT)

Service Supplied

2,283,389 Annual Vehicle Revenue Miles (VRM)

139,493 Annual Vehicle Revenue Hours (VRH)

Summary of Operating Expenses (OE)

\$3,650,888 Total Operating Expenses

Database Information

NTDID: 4R06-41134

Reporter Type: Rural General Public Transit

Financial Information

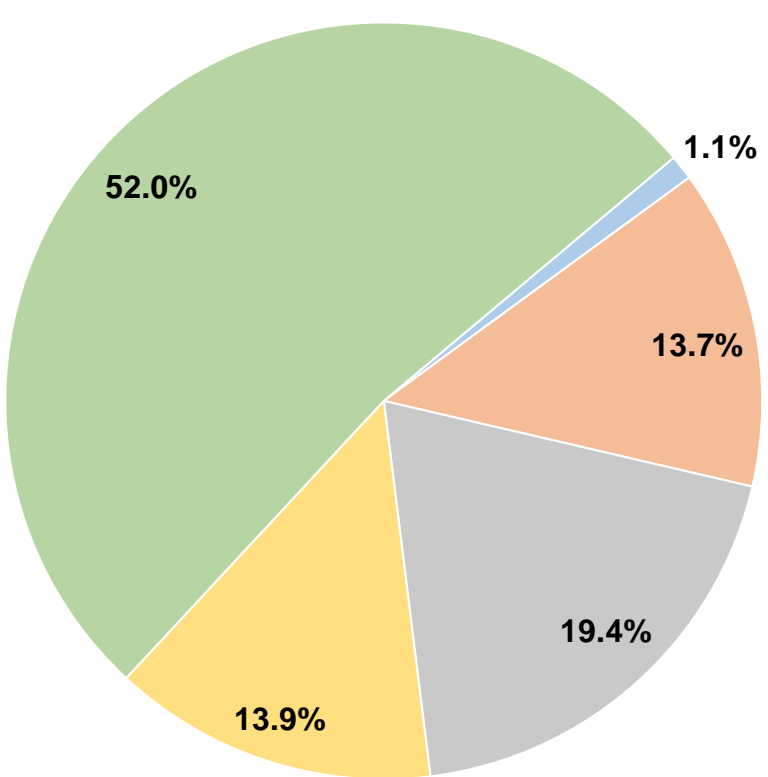
Sources of Operating Funds Expended

Fare Revenues	\$38,779	1.1%
Local Funds	\$499,673	13.7%
State Funds	\$707,997	19.4%
Federal Assistance	\$506,805	13.9%
Other Funds	\$1,897,634	52.0%
Total Operating Funds Expended	\$3,650,888	100.0%

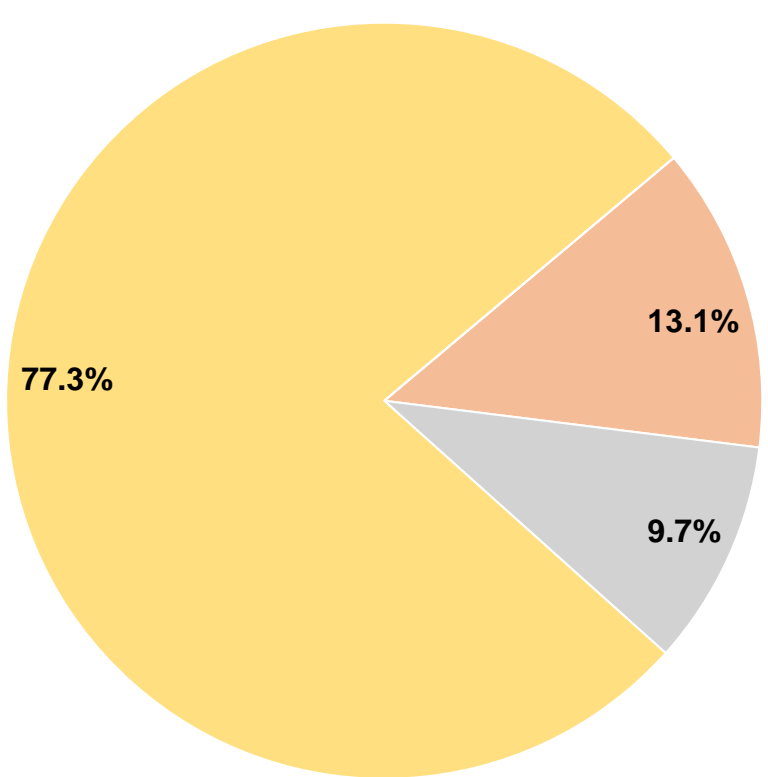
Sources of Capital Funds Expended

Fare Revenues	\$0	0.0%
Local Funds	\$66,543	13.1%
State Funds	\$49,103	9.7%
Federal Assistance	\$392,829	77.3%
Other Funds	\$0	0.0%
Total Capital Funds Expended	\$508,475	100.0%

Operating Funding Sources



Capital Funding Sources



Modal Characteristics

Operation Characteristics

Vehicles Operated
at Maximum Service

Mode	Directly Operated	Purchased Transportation	Operating Expenses	Fare Revenues	Uses of Capital Funds	Annual Unlinked Trips	Annual Vehicle Revenue Miles	Annual Vehicle Revenue Hours
Demand Response	47	-	\$3,513,205	\$37,317	\$481,268	90,526	2,187,841	135,118
Bus	2	-	\$137,683	\$1,462	\$27,207	2,801	95,548	4,375
Total	49	-	\$3,650,888	\$38,779	\$508,475	93,327	2,283,389	139,493

Performance Measures

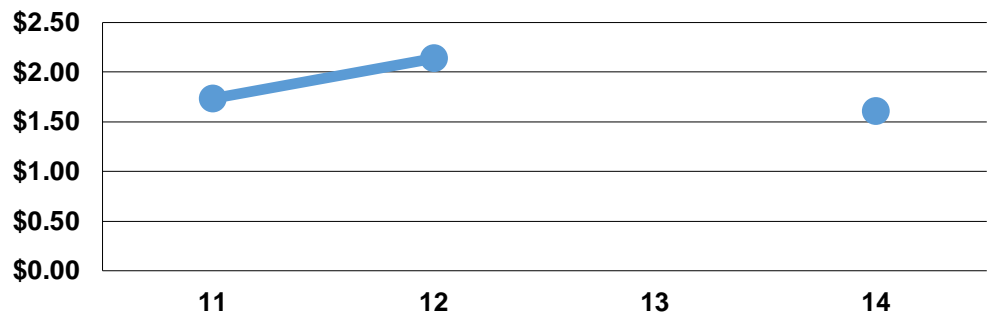
Service Efficiency

Mode	Operating Expenses per Vehicle Revenue Mile	Operating Expenses per Vehicle Revenue Hour
Demand Response	\$1.61	\$26.00
Bus	\$1.44	\$31.47
Total	\$1.60	\$26.17

Service Effectiveness

Mode	Operating Expenses per Unlinked Passenger Trip	Unlinked Trips per Vehicle Revenue Mile	Unlinked Trips per Vehicle Revenue Hour
Demand Response	\$38.81	0.0	0.7
Bus	\$49.15	0.0	0.6
Total	\$39.12	0.0	0.7

Operating Expense per Vehicle Revenue Mile:
Agency Total



Unlinked Passenger Trips per Vehicle Revenue
Mile: Agency Total

