

# Clay County (Clay County Transportation)

2014 Annual Agency Profile

## General Information

### Service Consumption

18,688 Annual Unlinked Trips (UPT)

### Service Supplied

272,724 Annual Vehicle Revenue Miles (VRM)

11,798 Annual Vehicle Revenue Hours (VRH)

### Summary of Operating Expenses (OE)

\$427,296 Total Operating Expenses

### Database Information

NTDID: 4R06-41160

Reporter Type: Rural General Public Transit

## Financial Information

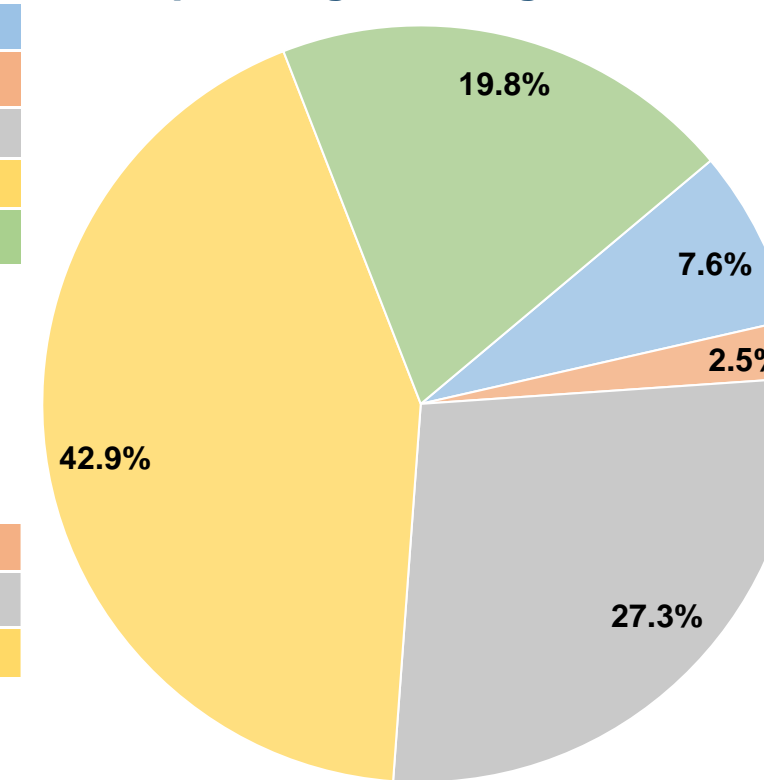
### Sources of Operating Funds Expended

Fare Revenues	\$32,268	7.6%
Local Funds	\$10,563	2.5%
State Funds	\$116,449	27.3%
Federal Assistance	\$183,413	42.9%
Other Funds	\$84,603	19.8%
<b>Total Operating Funds Expended</b>	<b>\$427,296</b>	<b>100.0%</b>

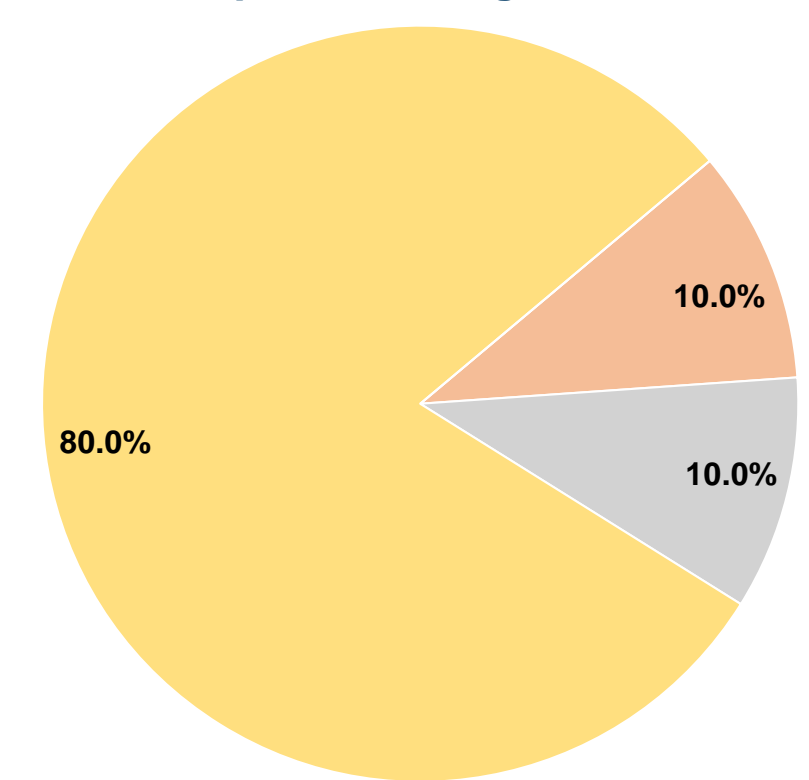
### Sources of Capital Funds Expended

Fare Revenues	\$0	0.0%
Local Funds	\$8,880	10.0%
State Funds	\$8,880	10.0%
Federal Assistance	\$71,037	80.0%
Other Funds	\$0	0.0%
<b>Total Capital Funds Expended</b>	<b>\$88,797</b>	<b>100.0%</b>

### Operating Funding Sources



### Capital Funding Sources



## Modal Characteristics

### Operation Characteristics

#### Vehicles Operated at Maximum Service

Mode	Directly Operated	Purchased Transportation	Operating Expenses	Fare Revenues	Uses of Capital Funds	Annual Unlinked Trips	Annual Vehicle Revenue Miles	Annual Vehicle Revenue Hours
Demand Response	9	-	\$427,296	\$32,268	\$88,797	18,688	272,724	11,798
<b>Total</b>	<b>9</b>	<b>-</b>	<b>\$427,296</b>	<b>\$32,268</b>	<b>\$88,797</b>	<b>18,688</b>	<b>272,724</b>	<b>11,798</b>

### Performance Measures

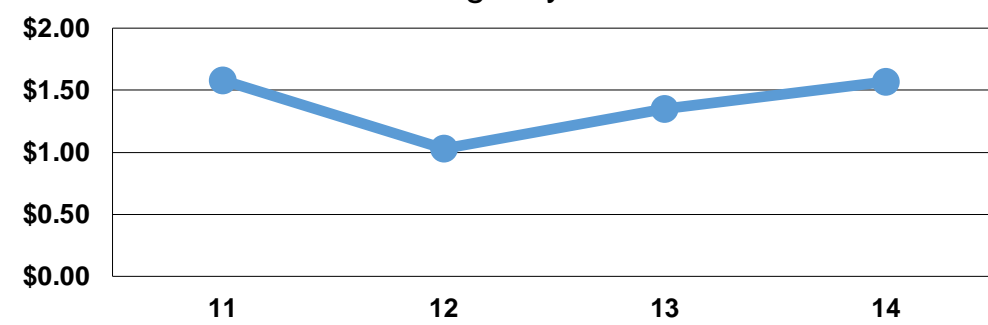
#### Service Efficiency

Mode	Operating Expenses per Vehicle Revenue Mile	Operating Expenses per Vehicle Revenue Hour
Demand Response	\$1.57	\$36.22
<b>Total</b>	<b>\$1.57</b>	<b>\$36.22</b>

#### Service Effectiveness

Mode	Operating Expenses per Unlinked Passenger Trip	Unlinked Trips per Vehicle Revenue Mile	Unlinked Trips per Vehicle Revenue Hour
Demand Response	\$22.86	0.1	1.6
<b>Total</b>	<b>\$22.86</b>	<b>0.1</b>	<b>1.6</b>

Operating Expense per Vehicle Revenue Mile: Agency Total



Unlinked Passenger Trips per Vehicle Revenue Mile: Agency Total

