

# Lenoir County (Lenoir County Transportation)

## 2014 Annual Agency Profile

### General Information

#### Service Consumption

63,845 Annual Unlinked Trips (UPT)

#### Service Supplied

581,349 Annual Vehicle Revenue Miles (VRM)

33,904 Annual Vehicle Revenue Hours (VRH)

#### Summary of Operating Expenses (OE)

\$857,772 Total Operating Expenses

#### Database Information

NTDID: 4R06-41162

Reporter Type: Rural General Public Transit

### Financial Information

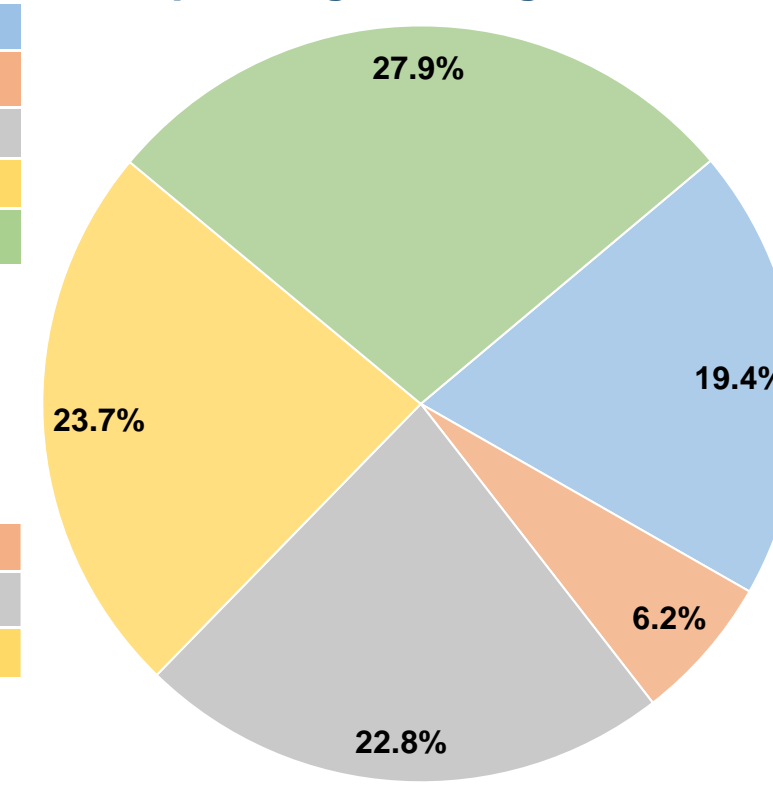
#### Sources of Operating Funds Expended

Fare Revenues	\$166,115	19.4%
Local Funds	\$53,511	6.2%
State Funds	\$195,536	22.8%
Federal Assistance	\$203,694	23.7%
Other Funds	\$238,915	27.9%
<b>Total Operating Funds Expended</b>	<b>\$857,771</b>	<b>100.0%</b>

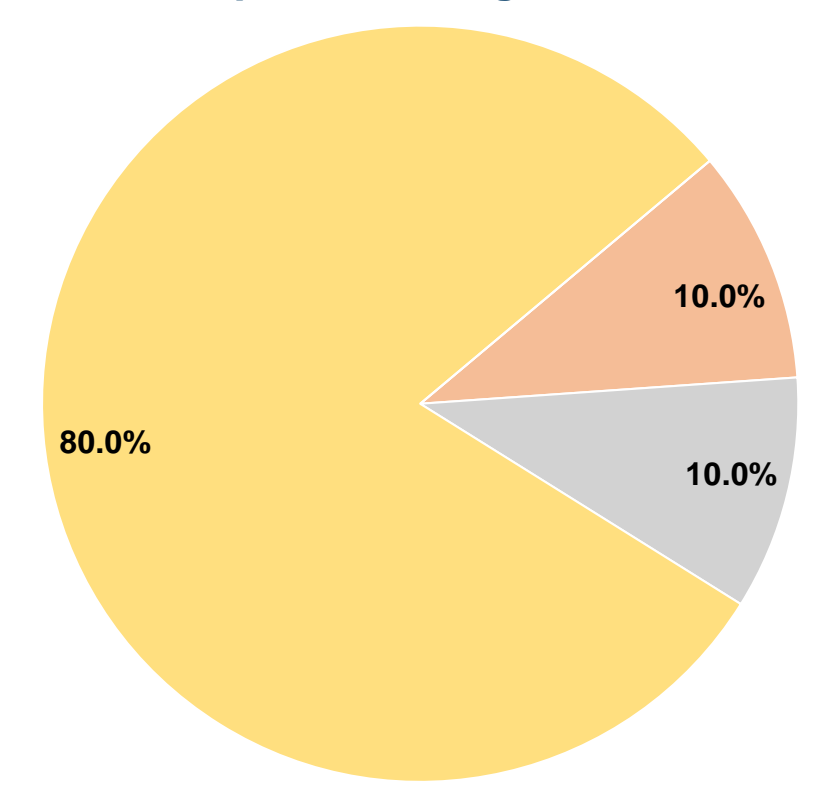
#### Sources of Capital Funds Expended

Fare Revenues	\$0	0.0%
Local Funds	\$18,907	10.0%
State Funds	\$18,904	10.0%
Federal Assistance	\$151,239	80.0%
Other Funds	\$0	0.0%
<b>Total Capital Funds Expended</b>	<b>\$189,050</b>	<b>100.0%</b>

#### Operating Funding Sources



#### Capital Funding Sources



### Modal Characteristics

#### Operation Characteristics

##### Vehicles Operated at Maximum Service

Mode	Directly Operated	Purchased Transportation	Operating Expenses	Fare Revenues	Uses of Capital Funds	Annual Unlinked Trips	Annual Vehicle Revenue Miles	Annual Vehicle Revenue Hours
Demand Response	12	-	\$787,995	\$152,602	\$173,671	60,796	550,316	31,146
Bus	1	-	\$69,777	\$13,513	\$15,379	3,049	31,033	2,758
<b>Total</b>	<b>13</b>	<b>-</b>	<b>\$857,772</b>	<b>\$166,115</b>	<b>\$189,050</b>	<b>63,845</b>	<b>581,349</b>	<b>33,904</b>

#### Performance Measures

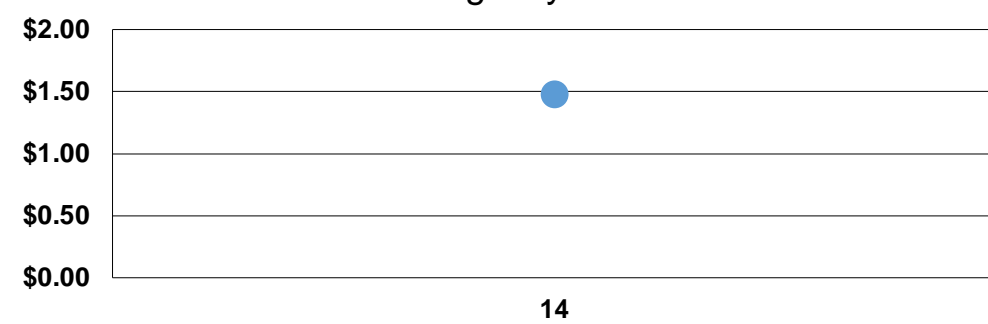
##### Service Efficiency

Mode	Operating Expenses per Vehicle Revenue Mile	Operating Expenses per Vehicle Revenue Hour
Demand Response	\$1.43	\$25.30
Bus	\$2.25	\$25.30
<b>Total</b>	<b>\$1.48</b>	<b>\$25.30</b>

##### Service Effectiveness

Mode	Operating Expenses per Unlinked Passenger Trip	Unlinked Trips per Vehicle Revenue Mile	Unlinked Trips per Vehicle Revenue Hour
Demand Response	\$12.96	0.1	2.0
Bus	\$22.89	0.1	1.1
<b>Total</b>	<b>\$13.44</b>	<b>0.1</b>	<b>1.9</b>

Operating Expense per Vehicle Revenue Mile: Agency Total



Unlinked Passenger Trips per Vehicle Revenue Mile: Agency Total

