

Jackson County (Jackson County Transit)

2014 Annual Agency Profile

General Information

Service Consumption

25,623 Annual Unlinked Trips (UPT)

Service Supplied

227,305 Annual Vehicle Revenue Miles (VRM)

13,270 Annual Vehicle Revenue Hours (VRH)

Summary of Operating Expenses (OE)

\$601,445 Total Operating Expenses

Database Information

NTDID: 4R06-41167

Reporter Type: Rural General Public Transit

Financial Information

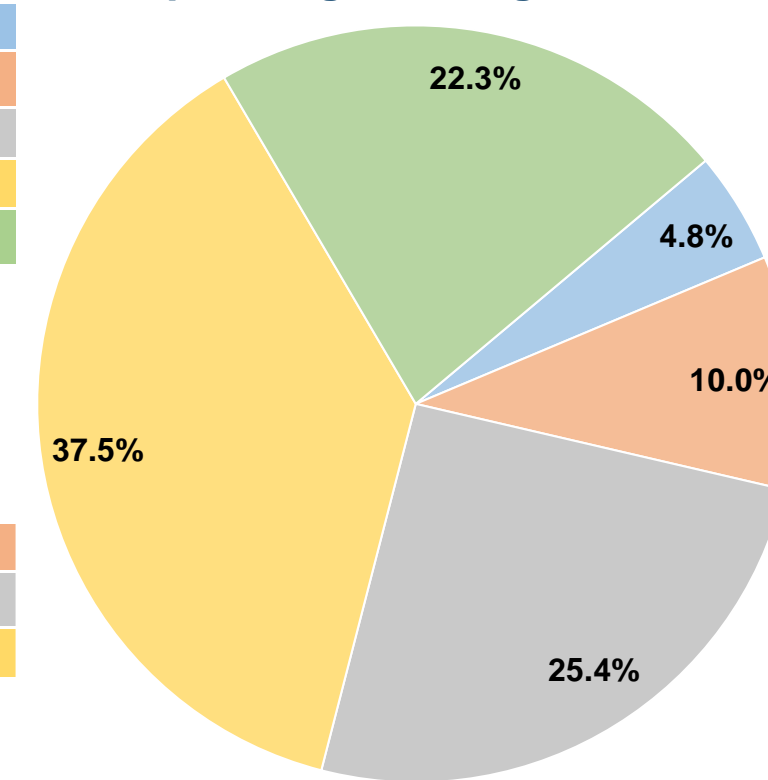
Sources of Operating Funds Expended

Fare Revenues	\$28,776	4.8%
Local Funds	\$59,936	10.0%
State Funds	\$152,630	25.4%
Federal Assistance	\$225,712	37.5%
Other Funds	\$134,391	22.3%
Total Operating Funds Expended	\$601,445	100.0%

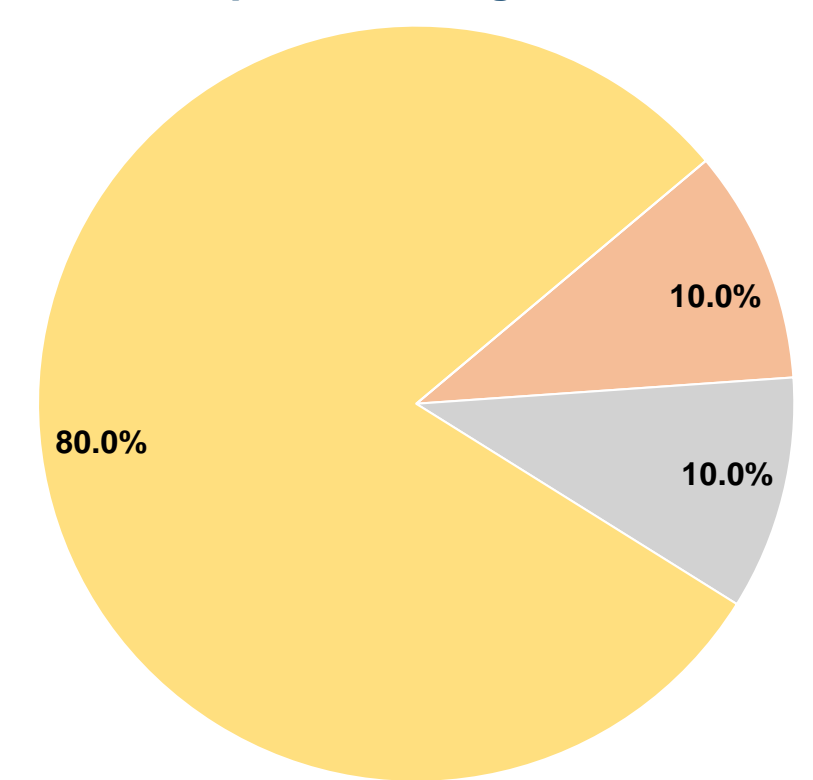
Sources of Capital Funds Expended

Fare Revenues	\$0	0.0%
Local Funds	\$4,678	10.0%
State Funds	\$4,676	10.0%
Federal Assistance	\$37,414	80.0%
Other Funds	\$0	0.0%
Total Capital Funds Expended	\$46,768	100.0%

Operating Funding Sources



Capital Funding Sources



Modal Characteristics

Operation Characteristics

Vehicles Operated at Maximum Service

Mode	Directly Operated	Purchased Transportation	Operating Expenses	Fare Revenues	Uses of Capital Funds	Annual Unlinked Trips	Annual Vehicle Revenue Miles	Annual Vehicle Revenue Hours
Demand Response	9	-	\$502,427	\$24,039	\$39,068	17,952	189,883	10,910
Bus	1	-	\$99,018	\$4,737	\$7,700	7,671	37,422	2,360
Total	10	-	\$601,445	\$28,776	\$46,768	25,623	227,305	13,270

Performance Measures


Service Efficiency

Mode	Operating Expenses per Vehicle Revenue Mile	Operating Expenses per Vehicle Revenue Hour
Demand Response	\$2.65	\$46.05
Bus	\$2.65	\$41.96
Total	\$2.65	\$45.32

Service Effectiveness

Mode	Operating Expenses per Unlinked Passenger Trip	Unlinked Trips per Vehicle Revenue Mile	Unlinked Trips per Vehicle Revenue Hour
Demand Response	\$27.99	0.1	1.6
Bus	\$12.91	0.2	3.3
Total	\$23.47	0.1	1.9

Operating Expense per Vehicle Revenue Mile: Agency Total



Unlinked Passenger Trips per Vehicle Revenue Mile: Agency Total

