

Columbus County (Columbus County Transportation)

2014 Annual Agency Profile

General Information

Financial Information

Service Consumption

34,501 Annual Unlinked Trips (UPT)

Service Supplied

569,137 Annual Vehicle Revenue Miles (VRM)

21,240 Annual Vehicle Revenue Hours (VRH)

Summary of Operating Expenses (OE)

\$858,918 Total Operating Expenses

Database Information

NTDID: 4R06-41172

Reporter Type: Rural General Public Transit

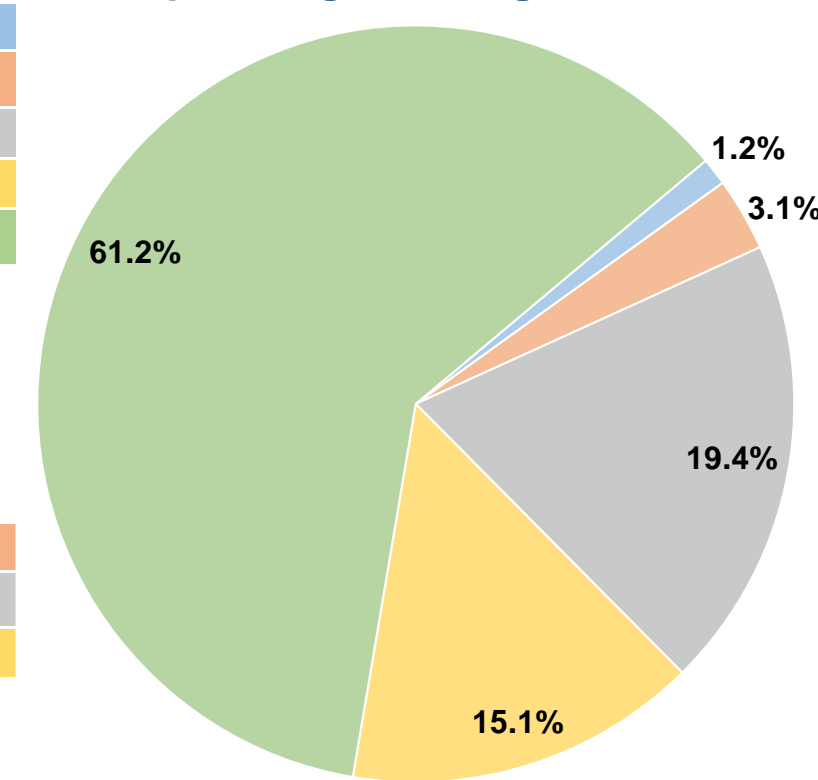
Sources of Operating Funds Expended

Fare Revenues	\$10,123	1.2%
Local Funds	\$26,926	3.1%
State Funds	\$166,321	19.4%
Federal Assistance	\$129,649	15.1%
Other Funds	\$525,899	61.2%
Total Operating Funds Expended	\$858,918	100.0%

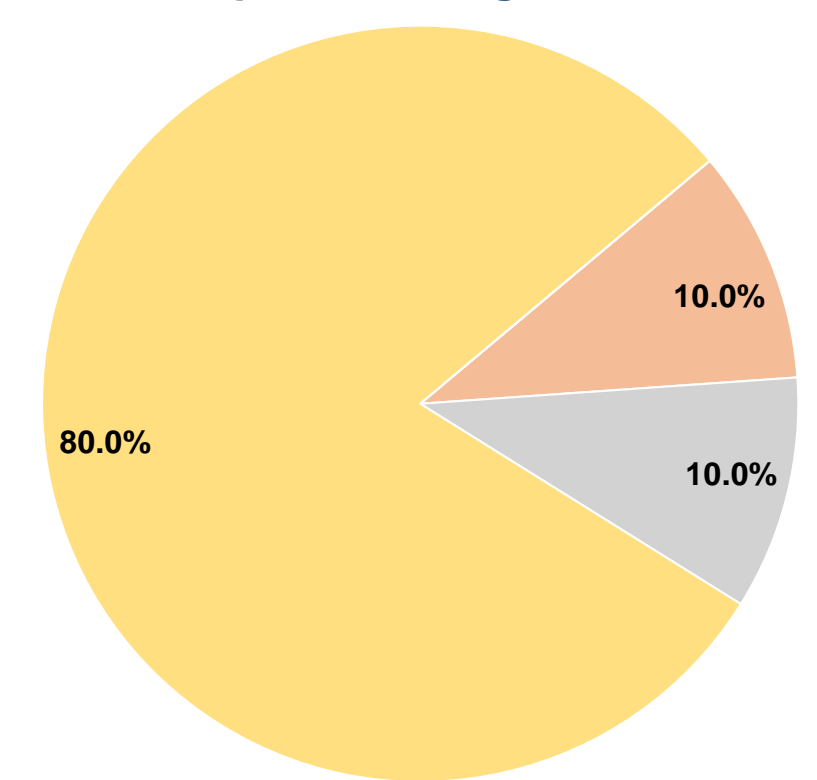
Sources of Capital Funds Expended

Fare Revenues	\$0	0.0%
Local Funds	\$9,107	10.0%
State Funds	\$9,106	10.0%
Federal Assistance	\$72,851	80.0%
Other Funds	\$0	0.0%
Total Capital Funds Expended	\$91,064	100.0%

Operating Funding Sources



Capital Funding Sources



Modal Characteristics

Operation Characteristics

Vehicles Operated at Maximum Service

Mode	Directly Operated	Purchased Transportation	Operating Expenses	Fare Revenues	Uses of Capital Funds	Annual Unlinked Trips	Annual Vehicle Revenue Miles	Annual Vehicle Revenue Hours
Demand Response	15	-	\$858,918	\$10,123	\$91,064	34,501	569,137	21,240
Total	15	-	\$858,918	\$10,123	\$91,064	34,501	569,137	21,240

Performance Measures

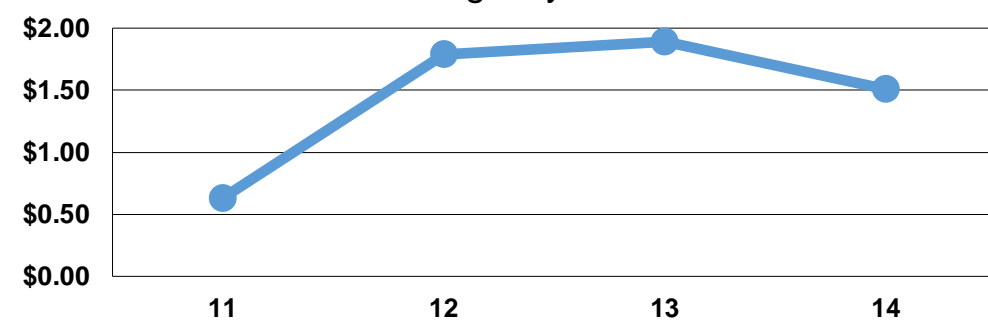
Service Efficiency

Mode	Operating Expenses per Vehicle Revenue Mile	Operating Expenses per Vehicle Revenue Hour
Demand Response	\$1.51	\$40.44
Total	\$1.51	\$40.44

Service Effectiveness

Mode	Operating Expenses per Unlinked Passenger Trip	Unlinked Trips per Vehicle Revenue Mile	Unlinked Trips per Vehicle Revenue Hour
Demand Response	\$24.90	0.1	1.6
Total	\$24.90	0.1	1.6

Operating Expense per Vehicle Revenue Mile: Agency Total



Unlinked Passenger Trips per Vehicle Revenue Mile: Agency Total

