

Edgefield County Senior Citizens Council

2014 Annual Agency Profile

General Information

Financial Information

Service Consumption

23,106 Annual Unlinked Trips (UPT)

Service Supplied

497,230 Annual Vehicle Revenue Miles (VRM)

17,569 Annual Vehicle Revenue Hours (VRH)

Summary of Operating Expenses (OE)

\$569,341 Total Operating Expenses

Database Information

NTDID: 4R07-40988

Reporter Type: Rural General Public Transit

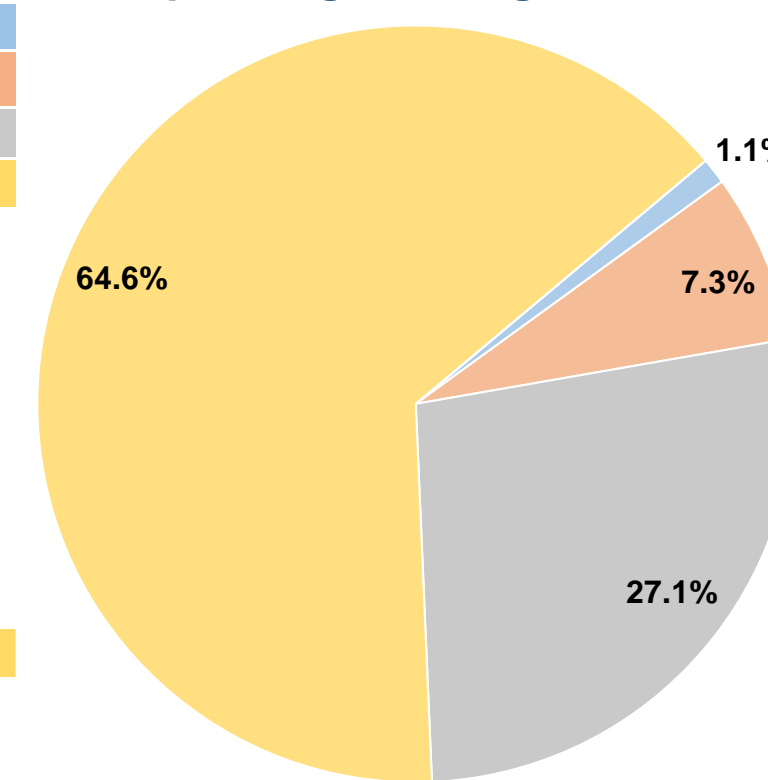
Sources of Operating Funds Expended

Fare Revenues	\$6,358	1.1%
Local Funds	\$41,282	7.3%
State Funds	\$154,074	27.1%
Federal Assistance	\$367,627	64.6%
Other Funds	\$0	0.0%
Total Operating Funds Expended	\$569,341	100.0%

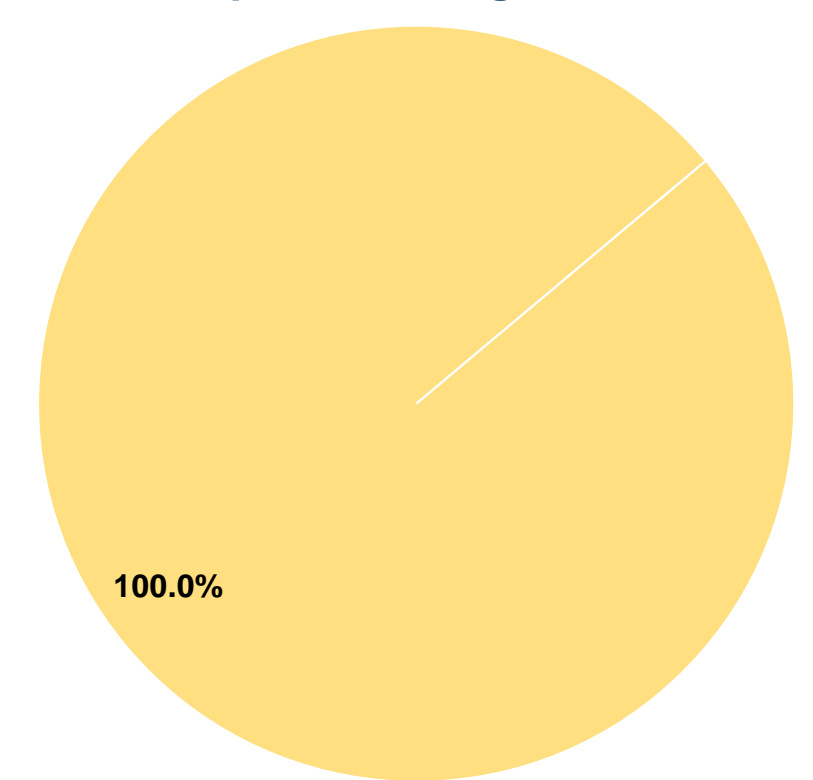
Sources of Capital Funds Expended

Fare Revenues	\$0	0.0%
Local Funds	\$0	0.0%
State Funds	\$0	0.0%
Federal Assistance	\$10,875	100.0%
Other Funds	\$0	0.0%
Total Capital Funds Expended	\$10,875	100.0%

Operating Funding Sources



Capital Funding Sources



Modal Characteristics

Operation Characteristics

Vehicles Operated at Maximum Service

Mode	Directly Operated	Purchased Transportation	Operating Expenses	Fare Revenues	Uses of Capital Funds	Annual Unlinked Trips	Annual Vehicle Revenue Miles	Annual Vehicle Revenue Hours
Demand Response	12	-	\$569,341	\$6,358	\$10,875	23,106	497,230	17,569
Total	12	-	\$569,341	\$6,358	\$10,875	23,106	497,230	17,569

Performance Measures

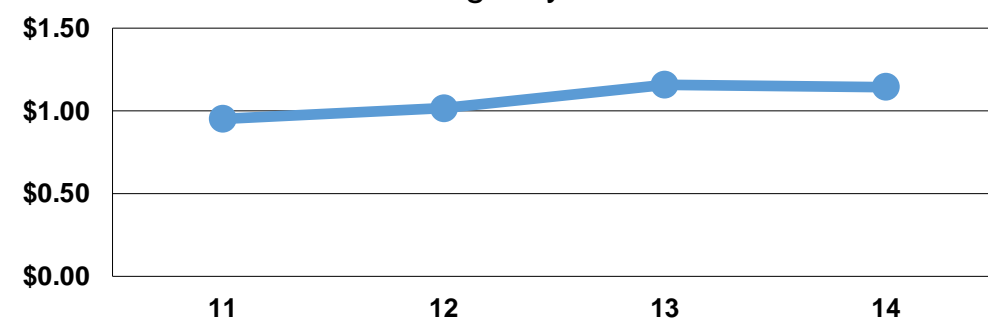
Service Efficiency

Mode	Operating Expenses per Vehicle Revenue Mile	Operating Expenses per Vehicle Revenue Hour
Demand Response	\$1.15	\$32.41
Total	\$1.15	\$32.41

Service Effectiveness

Mode	Operating Expenses per Unlinked Passenger Trip	Unlinked Trips per Vehicle Revenue Mile	Unlinked Trips per Vehicle Revenue Hour
Demand Response	\$24.64	0.0	1.3
Total	\$24.64	0.0	1.3

Operating Expense per Vehicle Revenue Mile: Agency Total



Unlinked Passenger Trips per Vehicle Revenue Mile: Agency Total

