

# Generations Unlimited

2014 Annual Agency Profile

Post Office Box 1149  
Barnwell, SC 29812

Program Manager: Mr. David Gray Jr  
803-737-0738

## General Information

### Service Consumption

43,697 Annual Unlinked Trips (UPT)

### Service Supplied

489,218 Annual Vehicle Revenue Miles (VRM)

20,962 Annual Vehicle Revenue Hours (VRH)

### Summary of Operating Expenses (OE)

\$960,149 Total Operating Expenses

### Database Information

NTDID: 4R07-41002

Reporter Type: Rural General Public Transit

## Financial Information

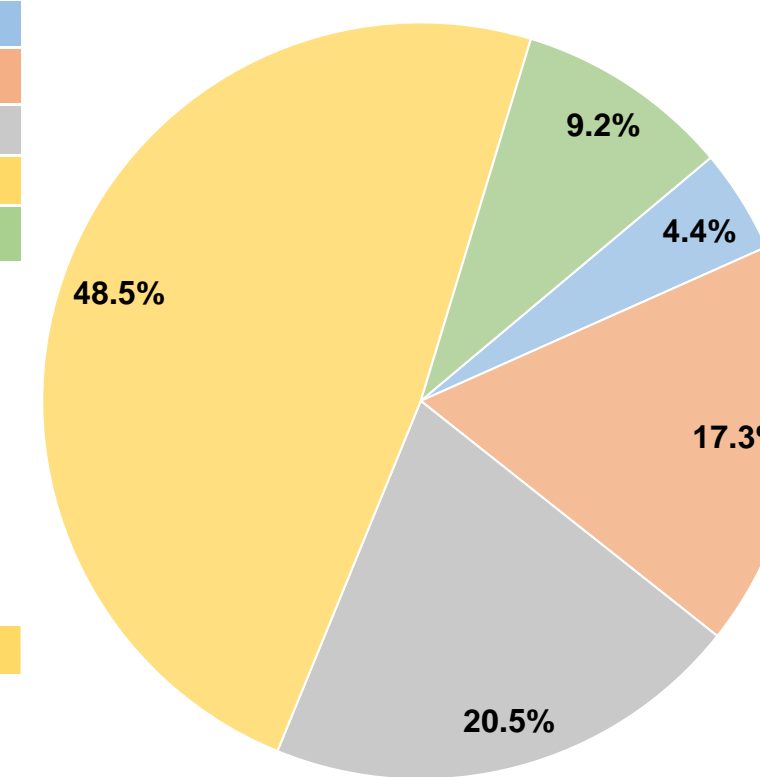
### Sources of Operating Funds Expended

Fare Revenues	\$42,626	4.4%
Local Funds	\$166,501	17.3%
State Funds	\$196,962	20.5%
Federal Assistance	\$465,846	48.5%
Other Funds	\$88,214	9.2%
<b>Total Operating Funds Expended</b>	<b>\$960,149</b>	<b>100.0%</b>

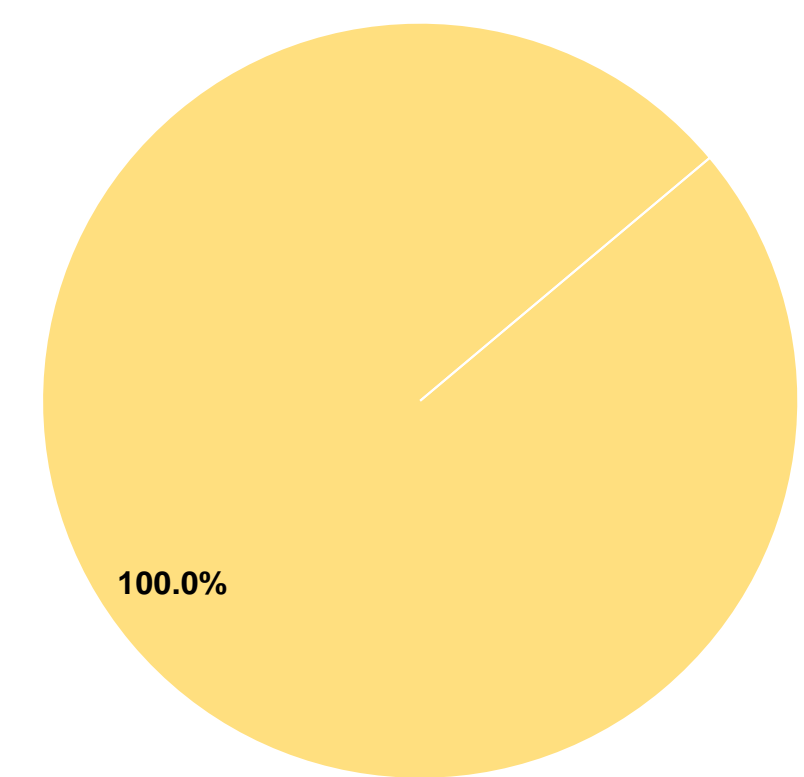
### Sources of Capital Funds Expended

Fare Revenues	\$0	0.0%
Local Funds	\$0	0.0%
State Funds	\$0	0.0%
Federal Assistance	\$47,724	100.0%
Other Funds	\$0	0.0%
<b>Total Capital Funds Expended</b>	<b>\$47,724</b>	<b>100.0%</b>

### Operating Funding Sources



### Capital Funding Sources



## Modal Characteristics

### Operation Characteristics

#### Vehicles Operated at Maximum Service

Mode	Directly Operated	Purchased Transportation	Operating Expenses	Fare Revenues	Uses of Capital Funds	Annual Unlinked Trips	Annual Vehicle Revenue Miles	Annual Vehicle Revenue Hours
Demand Response	14	-	\$960,149	\$42,626	\$47,724	43,697	489,218	20,962
<b>Total</b>	<b>14</b>	<b>-</b>	<b>\$960,149</b>	<b>\$42,626</b>	<b>\$47,724</b>	<b>43,697</b>	<b>489,218</b>	<b>20,962</b>

### Performance Measures

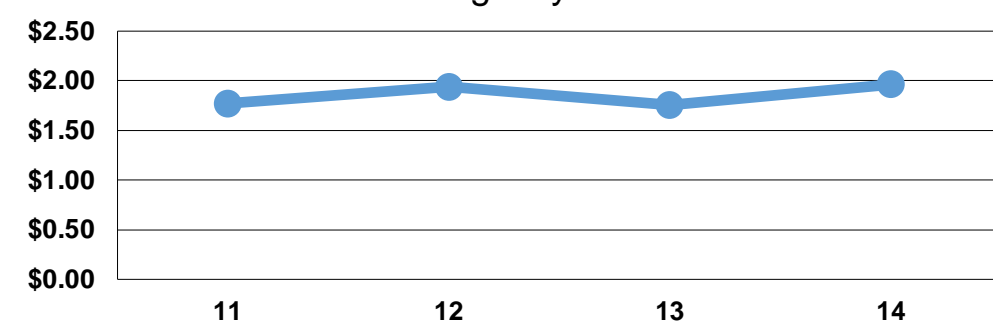
#### Service Efficiency

Mode	Operating Expenses per Vehicle Revenue Mile	Operating Expenses per Vehicle Revenue Hour
Demand Response	\$1.96	\$45.80
<b>Total</b>	<b>\$1.96</b>	<b>\$45.80</b>

#### Service Effectiveness

Mode	Operating Expenses per Unlinked Passenger Trip	Unlinked Trips per Vehicle Revenue Mile	Unlinked Trips per Vehicle Revenue Hour
Demand Response	\$21.97	0.1	2.1
<b>Total</b>	<b>\$21.97</b>	<b>0.1</b>	<b>2.1</b>

Operating Expense per Vehicle Revenue Mile: Agency Total



Unlinked Passenger Trips per Vehicle Revenue Mile: Agency Total

