

Newberry County Council on Aging

2014 Annual Agency Profile

General Information

Service Consumption

47,064 Annual Unlinked Trips (UPT)

Service Supplied

485,328 Annual Vehicle Revenue Miles (VRM)
 23,532 Annual Vehicle Revenue Hours (VRH)

Summary of Operating Expenses (OE)

\$897,329 Total Operating Expenses

Database Information

NTDID: 4R07-41022

Reporter Type: Rural General Public Transit

Financial Information

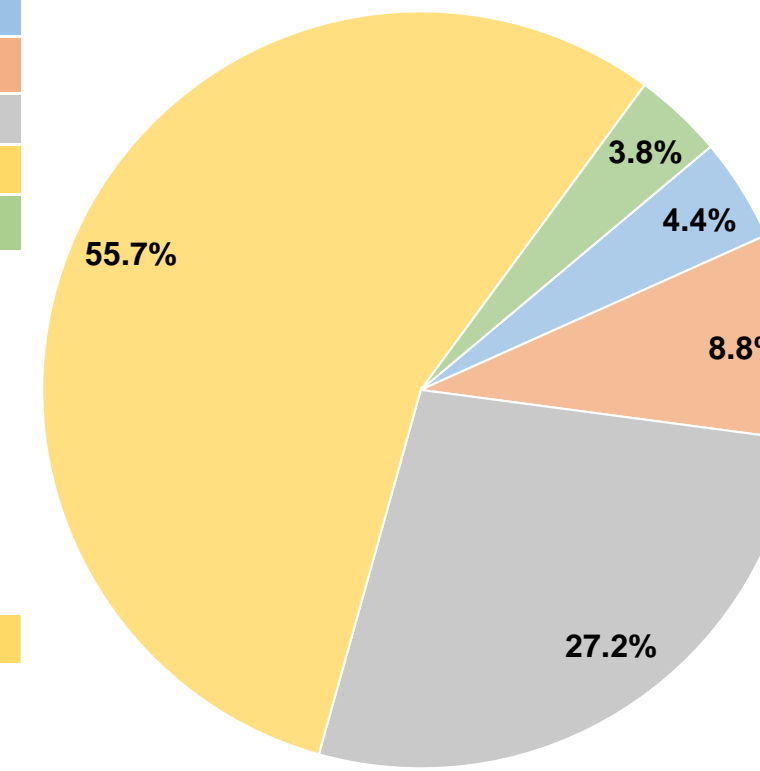
Sources of Operating Funds Expended

Fare Revenues	\$39,533	4.4%
Local Funds	\$79,031	8.8%
State Funds	\$244,429	27.2%
Federal Assistance	\$500,167	55.7%
Other Funds	\$34,169	3.8%
Total Operating Funds Expended	\$897,329	100.0%

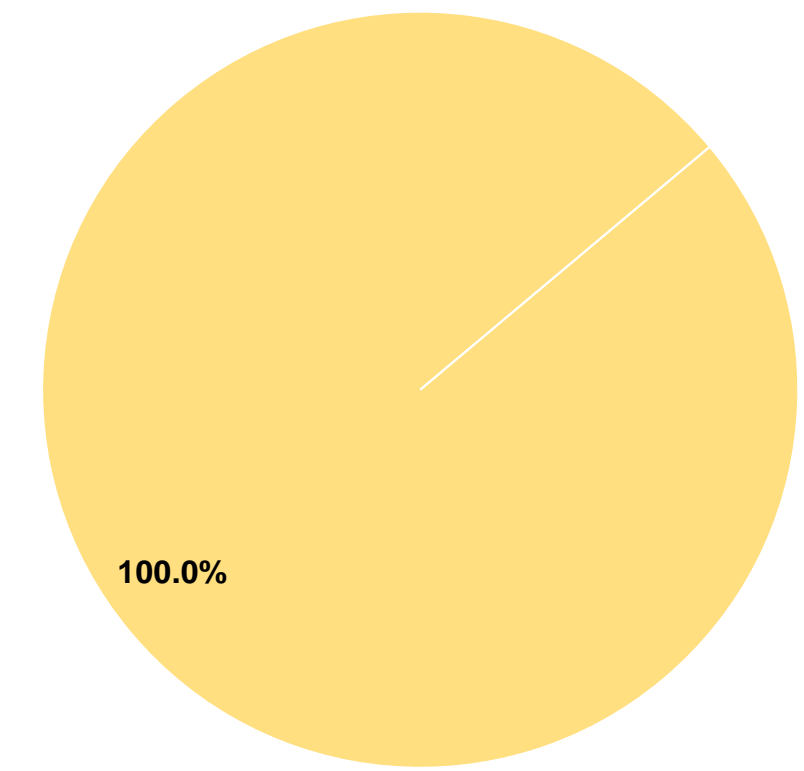
Sources of Capital Funds Expended

Fare Revenues	\$0	0.0%
Local Funds	\$0	0.0%
State Funds	\$0	0.0%
Federal Assistance	\$121,209	100.0%
Other Funds	\$0	0.0%
Total Capital Funds Expended	\$121,209	100.0%

Operating Funding Sources



Capital Funding Sources



Modal Characteristics

Operation Characteristics

Vehicles Operated at Maximum Service

Mode	Directly Operated	Purchased Transportation	Operating Expenses	Fare Revenues	Uses of Capital Funds	Annual Unlinked Trips	Annual Vehicle Revenue Miles	Annual Vehicle Revenue Hours
Commuter Bus	2	-	\$230,048	\$28,859	\$0	11,448	62,345	2,143
Demand Response	16	-	\$667,281	\$10,674	\$121,209	35,616	422,983	21,389
Total	18	-	\$897,329	\$39,533	\$121,209	47,064	485,328	23,532

Performance Measures


Service Efficiency

Mode	Operating Expenses per Vehicle Revenue Mile	Operating Expenses per Vehicle Revenue Hour
Commuter Bus	\$3.69	\$107.35
Demand Response	\$1.58	\$31.20
Total	\$1.85	\$38.13

Service Effectiveness

Mode	Operating Expenses per Unlinked Passenger Trip	Unlinked Trips per Vehicle Revenue Mile	Unlinked Trips per Vehicle Revenue Hour
Commuter Bus	\$20.10	0.2	5.3
Demand Response	\$18.74	0.1	1.7
Total	\$19.07	0.1	2.0

Operating Expense per Vehicle Revenue Mile: Agency Total



Unlinked Passenger Trips per Vehicle Revenue Mile: Agency Total

