

McCormick County Senior Center

2014 Annual Agency Profile

General Information

Financial Information

Service Consumption

18,817 Annual Unlinked Trips (UPT)

Service Supplied

268,757 Annual Vehicle Revenue Miles (VRM)

10,330 Annual Vehicle Revenue Hours (VRH)

Summary of Operating Expenses (OE)

\$585,744 Total Operating Expenses

Database Information

NTDID: 4R07-41042

Reporter Type: Rural General Public Transit

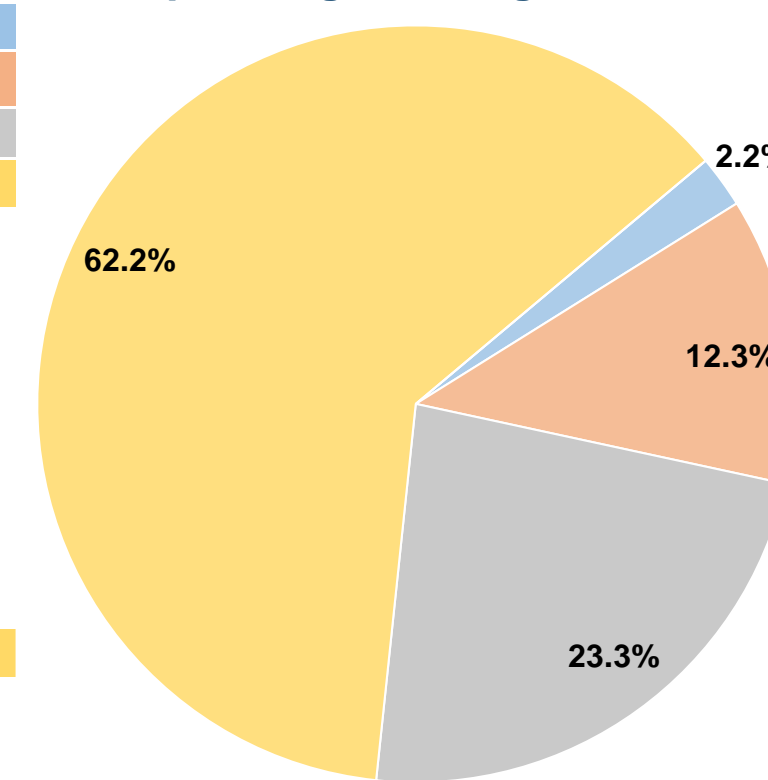
Sources of Operating Funds Expended

Fare Revenues	\$13,045	2.2%
Local Funds	\$71,900	12.3%
State Funds	\$136,358	23.3%
Federal Assistance	\$364,441	62.2%
Other Funds	\$0	0.0%
Total Operating Funds Expended	\$585,744	100.0%

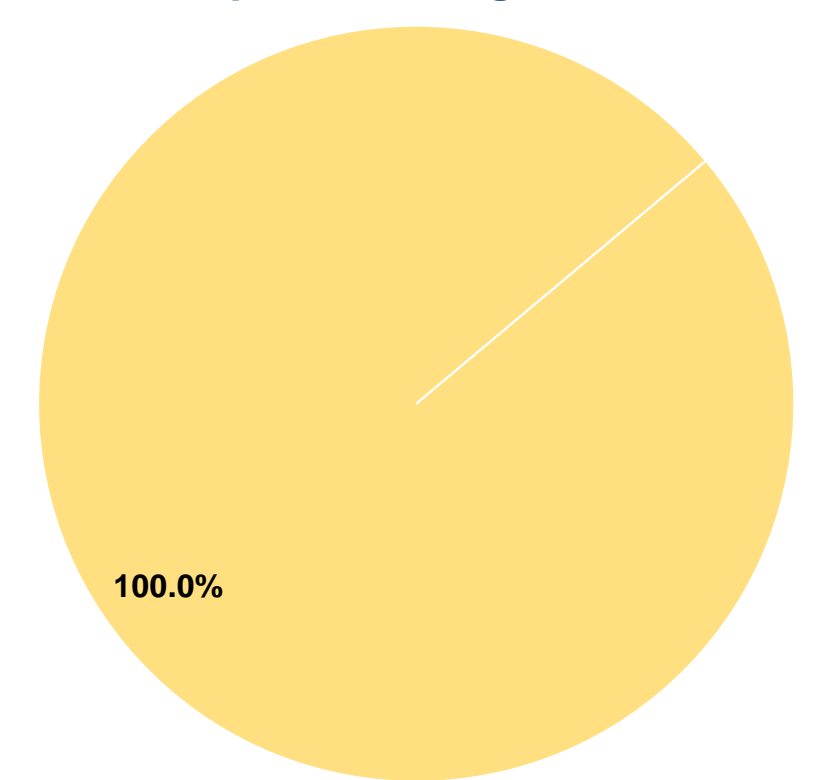
Sources of Capital Funds Expended

Fare Revenues	\$0	0.0%
Local Funds	\$0	0.0%
State Funds	\$0	0.0%
Federal Assistance	\$42,738	100.0%
Other Funds	\$0	0.0%
Total Capital Funds Expended	\$42,738	100.0%

Operating Funding Sources



Capital Funding Sources



Modal Characteristics

Operation Characteristics

Vehicles Operated at Maximum Service

Mode	Directly Operated	Purchased Transportation	Operating Expenses	Fare Revenues	Uses of Capital Funds	Annual Unlinked Trips	Annual Vehicle Revenue Miles	Annual Vehicle Revenue Hours
Demand Response	10	-	\$585,744	\$13,045	\$42,738	18,817	268,757	10,330
Total	10	-	\$585,744	\$13,045	\$42,738	18,817	268,757	10,330

Performance Measures

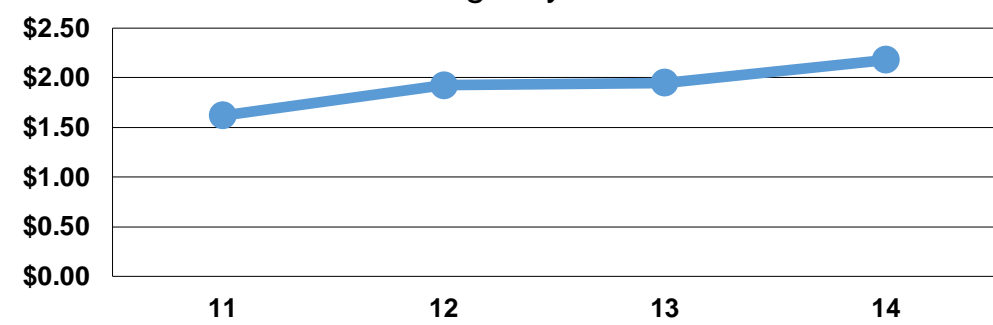
Service Efficiency

Mode	Operating Expenses per Vehicle Revenue Mile	Operating Expenses per Vehicle Revenue Hour
Demand Response	\$2.18	\$56.70
Total	\$2.18	\$56.70

Service Effectiveness

Mode	Operating Expenses per Unlinked Passenger Trip	Unlinked Trips per Vehicle Revenue Mile	Unlinked Trips per Vehicle Revenue Hour
Demand Response	\$31.13	0.1	1.8
Total	\$31.13	0.1	1.8

Operating Expense per Vehicle Revenue Mile: Agency Total



Unlinked Passenger Trips per Vehicle Revenue Mile: Agency Total

