

**General Information**

**Financial Information**

**Service Consumption**

284,786 Annual Unlinked Trips (UPT)

**Service Supplied**

3,616,608 Annual Vehicle Revenue Miles (VRM)

216,996 Annual Vehicle Revenue Hours (VRH)

**Summary of Operating Expenses (OE)**

\$6,751,917 Total Operating Expenses

**Database Information**

NTDID: 4R08-40954

Reporter Type: Rural General Public Transit

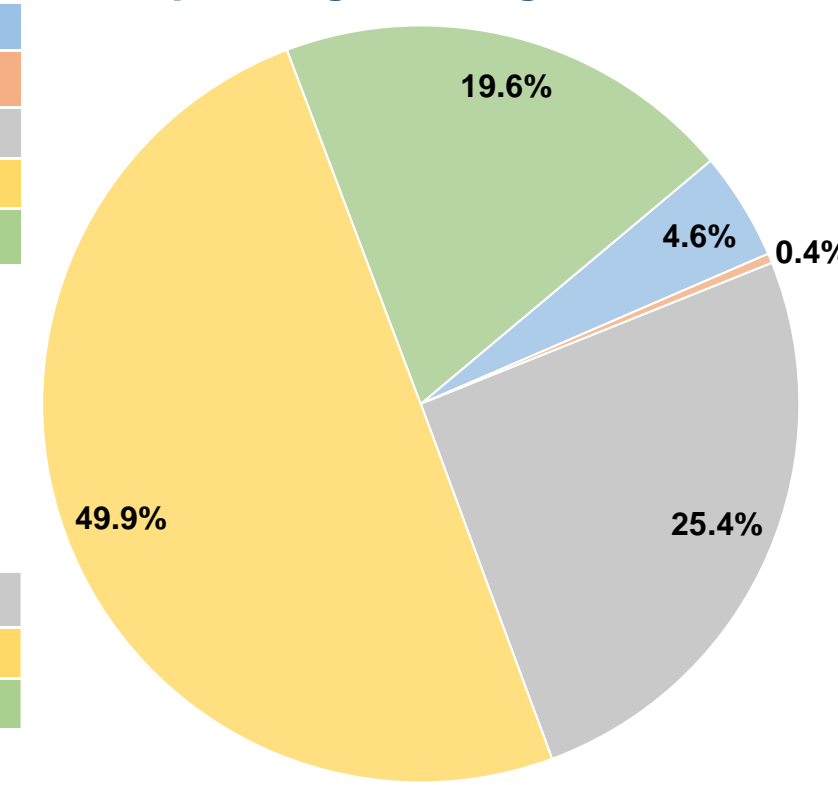
**Sources of Operating Funds Expended**

Fare Revenues	\$312,010	4.6%
Local Funds	\$27,879	0.4%
State Funds	\$1,717,536	25.4%
Federal Assistance	\$3,368,359	49.9%
Other Funds	\$1,326,133	19.6%
<b>Total Operating Funds Expended</b>	<b>\$6,751,917</b>	<b>100.0%</b>

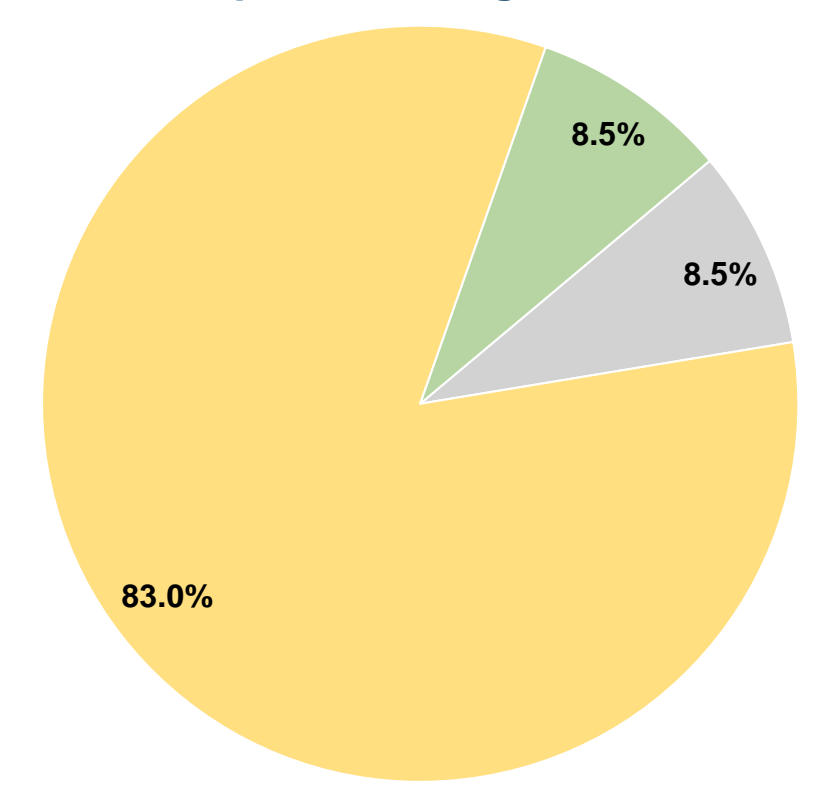
**Sources of Capital Funds Expended**

Fare Revenues	\$0	0.0%
Local Funds	\$0	0.0%
State Funds	\$27,593	8.5%
Federal Assistance	\$269,438	83.0%
Other Funds	\$27,593	8.5%
<b>Total Capital Funds Expended</b>	<b>\$324,624</b>	<b>100.0%</b>

**Operating Funding Sources**



**Capital Funding Sources**



**Modal Characteristics**

**Operation Characteristics**

**Vehicles Operated at Maximum Service**

Mode	Directly Operated	Purchased Transportation	Operating Expenses	Fare Revenues	Uses of Capital Funds	Annual Unlinked Trips	Annual Vehicle Revenue Miles	Annual Vehicle Revenue Hours
Commuter Bus	6	-	\$334,334	\$0	\$324,624	13,601	139,624	8,377
Demand Response	210	-	\$6,417,583	\$312,010	\$0	271,185	3,476,984	208,619
<b>Total</b>	<b>216</b>	<b>-</b>	<b>\$6,751,917</b>	<b>\$312,010</b>	<b>\$324,624</b>	<b>284,786</b>	<b>3,616,608</b>	<b>216,996</b>

**Performance Measures**


**Service Efficiency**

Mode	Operating Expenses per Vehicle Revenue Mile	Operating Expenses per Vehicle Revenue Hour
Commuter Bus	\$2.39	\$39.91
Demand Response	\$1.85	\$30.76
<b>Total</b>	<b>\$1.87</b>	<b>\$31.12</b>

**Service Effectiveness**

Mode	Operating Expenses per Unlinked Passenger Trip	Unlinked Trips per Vehicle Revenue Mile	Unlinked Trips per Vehicle Revenue Hour
Commuter Bus	\$24.58	0.1	1.6
Demand Response	\$23.67	0.1	1.3
<b>Total</b>	<b>\$23.71</b>	<b>0.1</b>	<b>1.3</b>

Operating Expense per Vehicle Revenue Mile: Agency Total



Unlinked Passenger Trips per Vehicle Revenue Mile: Agency Total

