

**General Information**

**Financial Information**

**Service Consumption**

900,394 Annual Unlinked Trips (UPT)

**Service Supplied**

343,932 Annual Vehicle Revenue Miles (VRM)

28,920 Annual Vehicle Revenue Hours (VRH)

**Summary of Operating Expenses (OE)**

\$1,413,057 Total Operating Expenses

**Database Information**

NTDID: 4R08-41102

Reporter Type: Rural General Public Transit

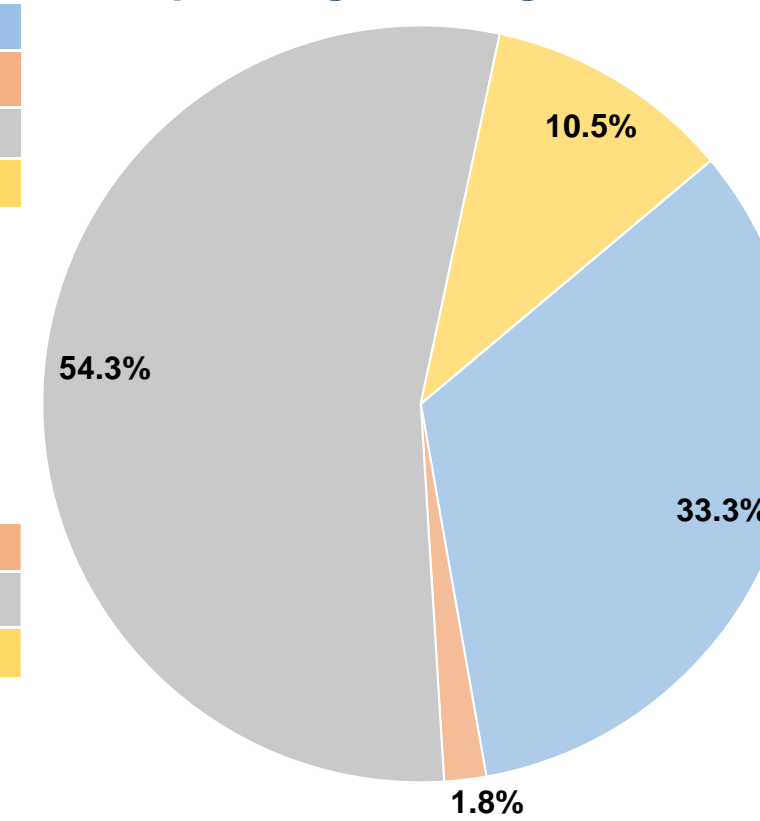
**Sources of Operating Funds Expended**

Fare Revenues	\$471,052	33.3%
Local Funds	\$25,302	1.8%
State Funds	\$767,765	54.3%
Federal Assistance	\$148,938	10.5%
Other Funds	\$0	0.0%
<b>Total Operating Funds Expended</b>	<b>\$1,413,057</b>	<b>100.0%</b>

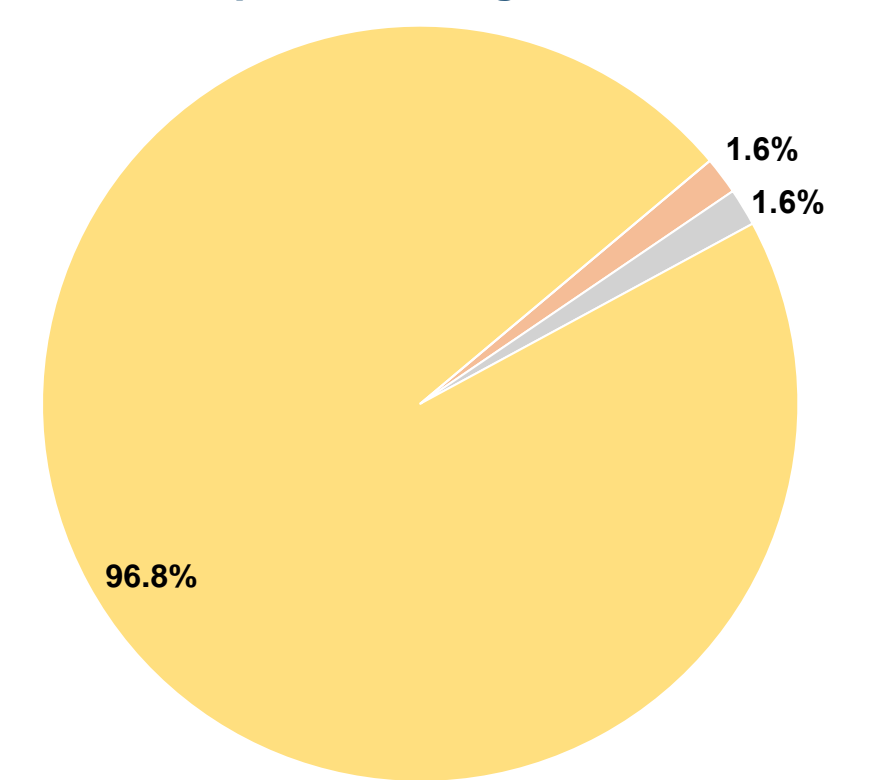
**Sources of Capital Funds Expended**

Fare Revenues	\$0	0.0%
Local Funds	\$2,345	1.6%
State Funds	\$2,345	1.6%
Federal Assistance	\$141,388	96.8%
Other Funds	\$0	0.0%
<b>Total Capital Funds Expended</b>	<b>\$146,078</b>	<b>100.0%</b>

**Operating Funding Sources**



**Capital Funding Sources**



**Modal Characteristics**

**Operation Characteristics**

**Vehicles Operated at Maximum Service**

Mode	Directly Operated	Purchased Transportation	Operating Expenses	Fare Revenues	Uses of Capital Funds	Annual Unlinked Trips	Annual Vehicle Revenue Miles	Annual Vehicle Revenue Hours
Demand Response	1	-	\$0	\$0	\$0	0	0	0
Bus	14	-	\$1,413,057	\$471,052	\$146,078	900,394	343,932	28,920
<b>Total</b>	<b>15</b>	<b>-</b>	<b>\$1,413,057</b>	<b>\$471,052</b>	<b>\$146,078</b>	<b>900,394</b>	<b>343,932</b>	<b>28,920</b>

**Performance Measures**


**Service Efficiency**

Mode	Operating Expenses per Vehicle Revenue Mile	Operating Expenses per Vehicle Revenue Hour
Demand Response		
Bus	\$4.11	\$48.86
<b>Total</b>	<b>\$4.11</b>	<b>\$48.86</b>

**Service Effectiveness**

Mode	Operating Expenses per Unlinked Passenger Trip	Unlinked Trips per Vehicle Revenue Mile	Unlinked Trips per Vehicle Revenue Hour
Demand Response			
Bus	\$1.57	2.6	31.1
<b>Total</b>	<b>\$1.57</b>	<b>2.6</b>	<b>31.1</b>

Operating Expense per Vehicle Revenue Mile: Agency Total



Unlinked Passenger Trips per Vehicle Revenue Mile: Agency Total

