

Comerio

2014 Annual Agency Profile

P.O.Box 1108
Jose De Diego #13 Street
Comerio, PR 00782

Director of Federal Coordination: Ms. Nadgie Zea
787-721-8787

General Information

Service Consumption

1,211 Annual Unlinked Trips (UPT)

Service Supplied

13,802 Annual Vehicle Revenue Miles (VRM)

3,427 Annual Vehicle Revenue Hours (VRH)

Summary of Operating Expenses (OE)

\$74,343 Total Operating Expenses

Database Information

NTDID: 4R09-41182

Reporter Type: Rural General Public Transit

Financial Information

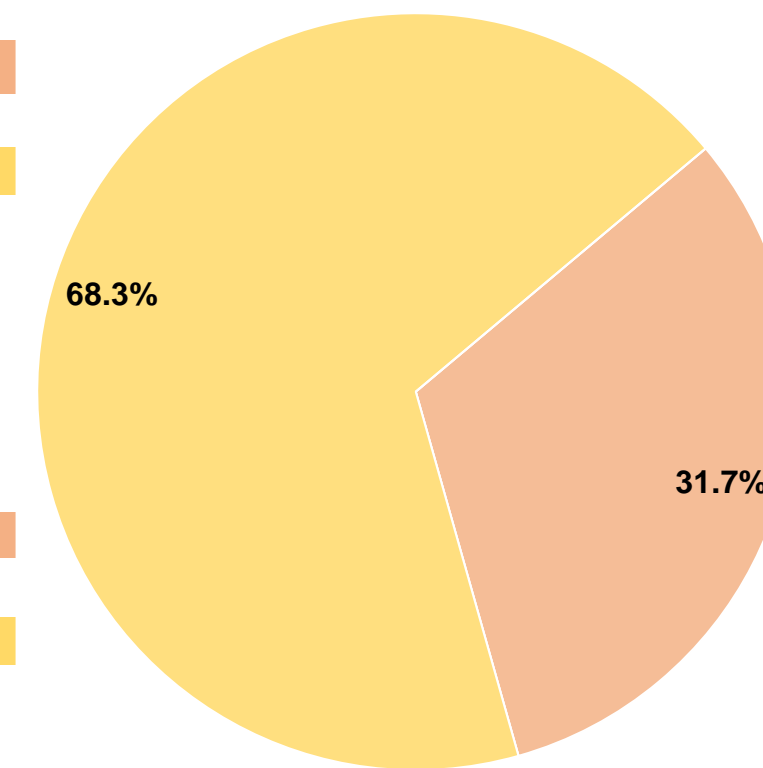
Sources of Operating Funds Expended

Fare Revenues	\$0	0.0%
Local Funds	\$23,594	31.7%
State Funds	\$0	0.0%
Federal Assistance	\$50,749	68.3%
Other Funds	\$0	0.0%
Total Operating Funds Expended	\$74,343	100.0%

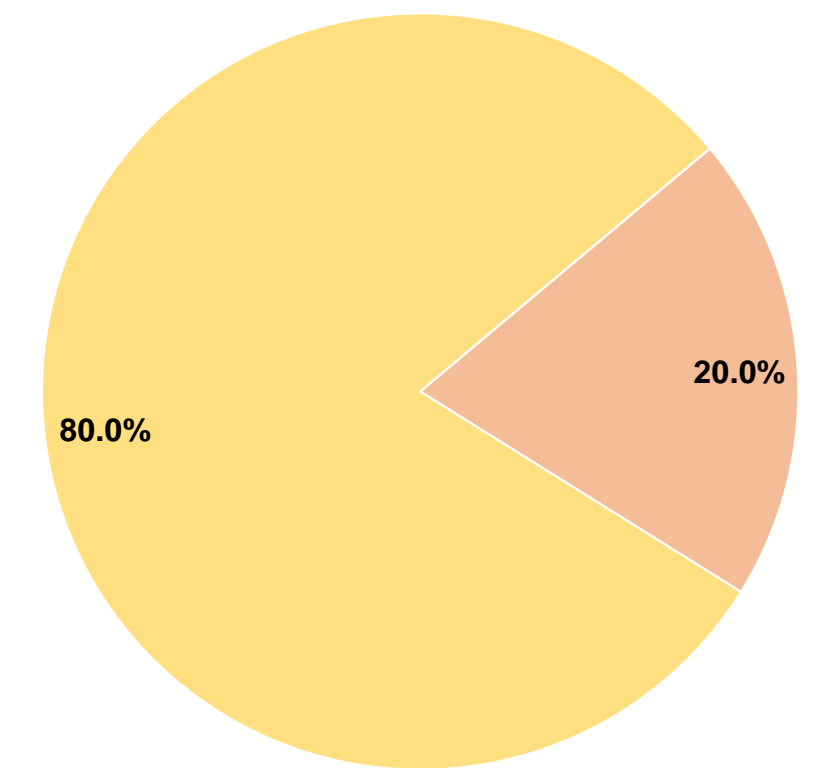
Sources of Capital Funds Expended

Fare Revenues	\$0	0.0%
Local Funds	\$12,687	20.0%
State Funds	\$0	0.0%
Federal Assistance	\$50,749	80.0%
Other Funds	\$0	0.0%
Total Capital Funds Expended	\$63,436	100.0%

Operating Funding Sources



Capital Funding Sources



Modal Characteristics

Operation Characteristics

Vehicles Operated at Maximum Service

Mode	Directly Operated	Purchased Transportation	Operating Expenses	Fare Revenues	Uses of Capital Funds	Annual Unlinked Trips	Annual Vehicle Revenue Miles	Annual Vehicle Revenue Hours
Demand Response	1	-	\$74,343	\$0	\$63,436	1,211	13,802	3,427
Bus	-	-	\$0	\$0	\$0	0	0	0
Total	1	-	\$74,343	\$0	\$63,436	1,211	13,802	3,427

Performance Measures


Service Efficiency

Mode	Operating Expenses per Vehicle Revenue Mile	Operating Expenses per Vehicle Revenue Hour
Demand Response	\$5.39	\$21.69
Bus		
Total	\$5.39	\$21.69

Service Effectiveness

Mode	Operating Expenses per Unlinked Passenger Trip	Unlinked Trips per Vehicle Revenue Mile	Unlinked Trips per Vehicle Revenue Hour
Demand Response	\$61.39	0.1	0.4
Bus			
Total	\$61.39	0.1	0.4

Operating Expense per Vehicle Revenue Mile: Agency Total



Unlinked Passenger Trips per Vehicle Revenue Mile: Agency Total

