

General Information

Urbanized Area (UZA) Statistics - 2010 Census

Benton Harbor-St. Joseph-Fair Plain, MI
 47 **Square Miles**
 61,022 **Population**
 443 **Pop. Rank out of 498 UZAs**

Service Area Statistics

14 **Square Miles**
 27,000 **Population**

Service Consumption

213,615 **Annual Unlinked Trips (UPT)**

Service Supplied

546,891 **Annual Vehicle Revenue Miles (VRM)**
 48,211 **Annual Vehicle Revenue Hours (VRH)**

Database Information

NTDID: 50132
 Reporter Type: Small Systems Reporter

Financial Information

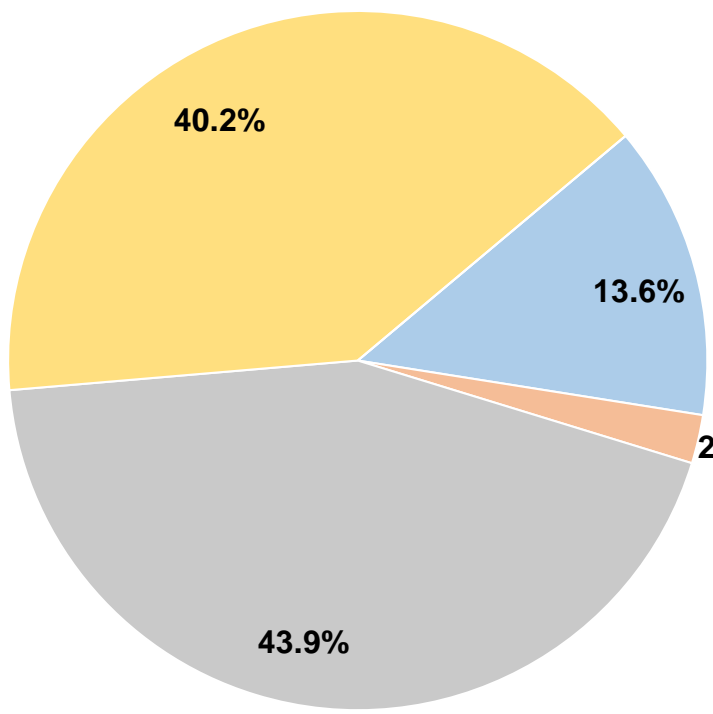
Sources of Operating Funds Expended

Fare Revenues	\$298,361	13.6%
Local Funds	\$49,235	2.2%
State Funds	\$962,454	43.9%
Federal Assistance	\$882,153	40.2%
Other Funds	\$0	0.0%
Total Operating Funds Expended	\$2,192,203	100.0%

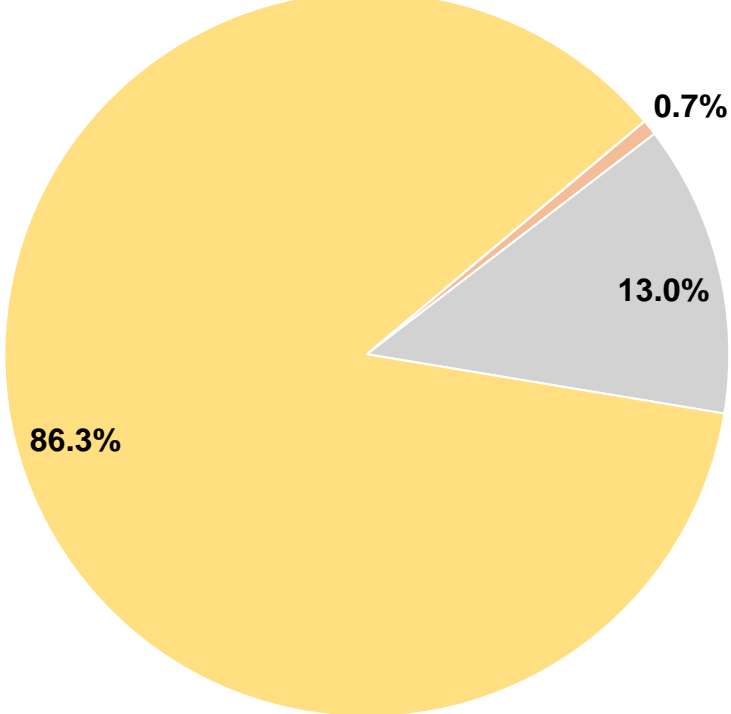
Sources of Capital Funds Expended

Fare Revenues	\$0	0.0%
Local Funds	\$1,878	0.7%
State Funds	\$34,800	13.0%
Federal Assistance	\$230,482	86.3%
Other Funds	\$0	0.0%
Total Capital Funds Expended	\$267,160	100.0%

Operating Funding Sources



Capital Funding Sources



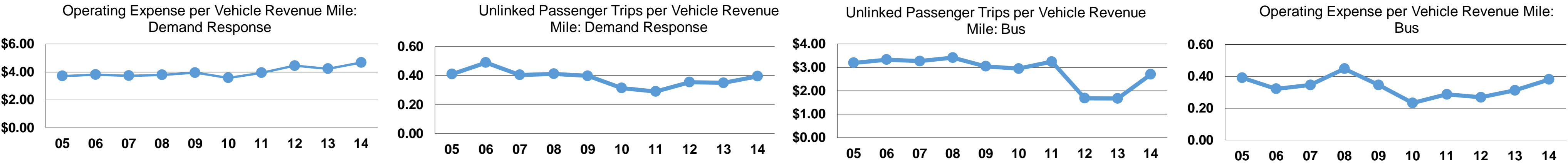
Modal Characteristics

Operation Characteristics

Mode	Vehicles Operated at Maximum Service			Fare Revenues	Uses of Capital Funds	Annual Unlinked Trips	Annual Vehicle Revenue Miles	Annual Vehicle Revenue Hours	Average Fleet Age in Years ¹
	Directly Operated	Purchased Transportation	Operating Expenses						
Demand Response	21	-	\$1,695,263	\$239,163	\$16,282	143,553	362,762	37,130	4.0
Bus	4	-	\$496,940	\$59,198	\$250,878	70,062	184,129	11,081	3.0
Total	25	-	\$2,192,203	\$298,361	\$267,160	213,615	546,891	48,211	

Performance Measures

Mode	Service Efficiency		Service Effectiveness		
	Operating Expenses per Vehicle Revenue Mile	Operating Expenses per Vehicle Revenue Hour	Operating Expenses per Unlinked Passenger Trip	Unlinked Trips per Vehicle Revenue Mile	Unlinked Trips per Vehicle Revenue Hour
Demand Response	\$4.67	\$45.66	\$11.81	0.4	3.9
Bus	\$2.70	\$44.85	\$7.09	0.4	6.3
Total	\$4.01	\$45.47	\$10.26	0.4	4.4



Notes:
¹Demand Response - Taxi (DT) and non-dedicated fleets do not report fleet age data.