

ColumBUS Transit (ColumBUS)

2014 Annual Agency Profile

General Information

Urbanized Area (UZA) Statistics - 2010 Census

Columbus, IN
27 **Square Miles**
54,933 **Population**
467 **Pop. Rank out of 498 UZAs**

Service Area Statistics

27 **Square Miles**
45,072 **Population**

Service Consumption

219,012 **Annual Unlinked Trips (UPT)**

Service Supplied

276,461 **Annual Vehicle Revenue Miles (VRM)**
26,384 **Annual Vehicle Revenue Hours (VRH)**

Database Information

NTDID: 50177

Reporter Type: Small Systems Reporter

Financial Information

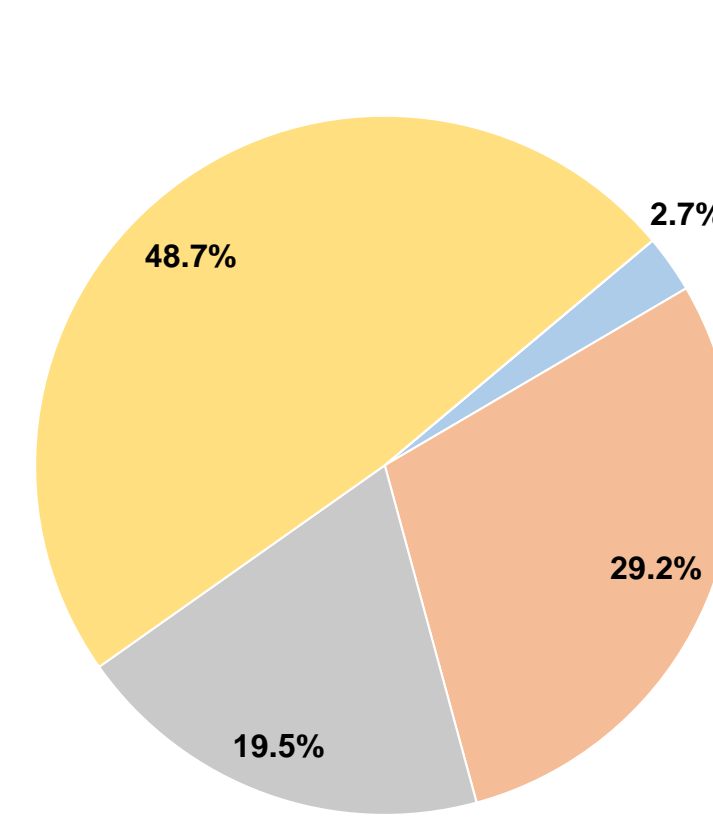
Sources of Operating Funds Expended

Fare Revenues	\$40,043	2.7%
Local Funds	\$439,649	29.2%
State Funds	\$292,704	19.5%
Federal Assistance	\$732,353	48.7%
Other Funds	\$0	0.0%
Total Operating Funds Expended	\$1,504,749	100.0%

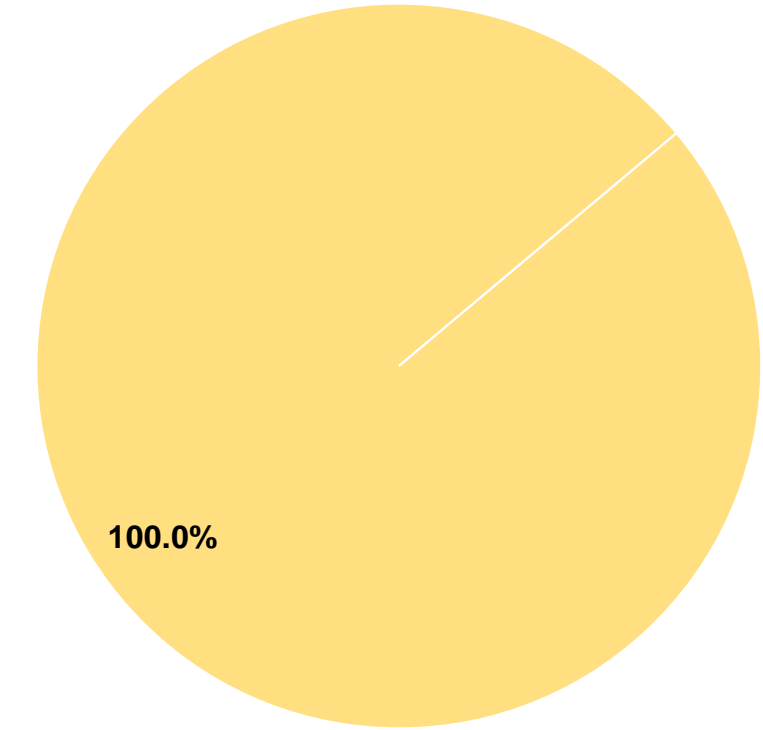
Sources of Capital Funds Expended

Fare Revenues	\$0	0.0%
Local Funds	\$0	0.0%
State Funds	\$0	0.0%
Federal Assistance	\$94,000	100.0%
Other Funds	\$0	0.0%
Total Capital Funds Expended	\$94,000	100.0%

Operating Funding Sources



Capital Funding Sources



Modal Characteristics

Operation Characteristics

Vehicles Operated at Maximum Service

Mode	Directly Operated	Purchased Transportation	Operating Expenses	Fare Revenues	Uses of Capital Funds	Annual Unlinked Trips	Annual Vehicle Revenue Miles	Annual Vehicle Revenue Hours	Average Fleet Age in Years ¹
Demand Response	4	-	\$520,427	\$6,497	\$94,000	14,787	83,829	9,040	7.0
Bus	4	-	\$984,322	\$33,546	\$0	204,225	192,632	17,344	7.0
Total	8	-	\$1,504,749	\$40,043	\$94,000	219,012	276,461	26,384	

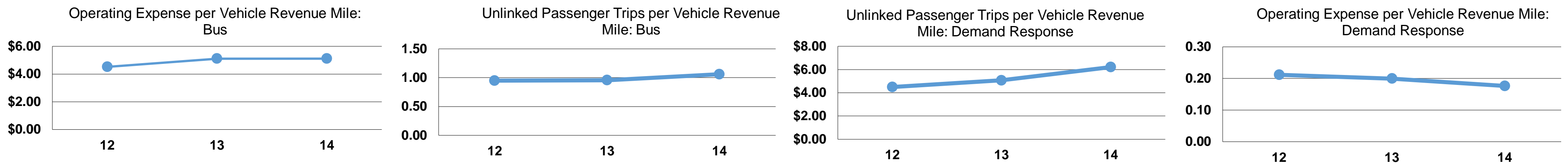
Performance Measures

Service Efficiency

Mode	Operating Expenses per Vehicle Revenue Mile	Operating Expenses per Vehicle Revenue Hour
Demand Response	\$6.21	\$57.57
Bus	\$5.11	\$56.75
Total	\$5.44	\$57.03

Service Effectiveness

Mode	Operating Expenses per Unlinked Passenger Trip	Unlinked Trips per Vehicle Revenue Mile	Unlinked Trips per Vehicle Revenue Hour
Demand Response	\$35.19	0.2	1.6
Bus	\$4.82	1.1	11.8
Total	\$6.87	0.8	8.3



Notes:

¹Demand Response - Taxi (DT) and non-dedicated fleets do not report fleet age data.