

Livingston Essential Transportation Service (LETS)

2014 Annual Agency Profile

General Information

Urbanized Area (UZA) Statistics - 2010 Census

South Lyon-Howell, MI
 103 Square Miles
 119,509 Population
 262 Pop. Rank out of 498 UZAs

Other UZAs Served

0 Michigan Non-UZA

Service Area Statistics

568 Square Miles
 184,443 Population

Service Consumption

145,422 Annual Unlinked Trips (UPT)

Service Supplied

725,672 Annual Vehicle Revenue Miles (VRM)
 38,656 Annual Vehicle Revenue Hours (VRH)

Database Information

NTDID: 50180

Reporter Type: Small Systems Reporter

Financial Information

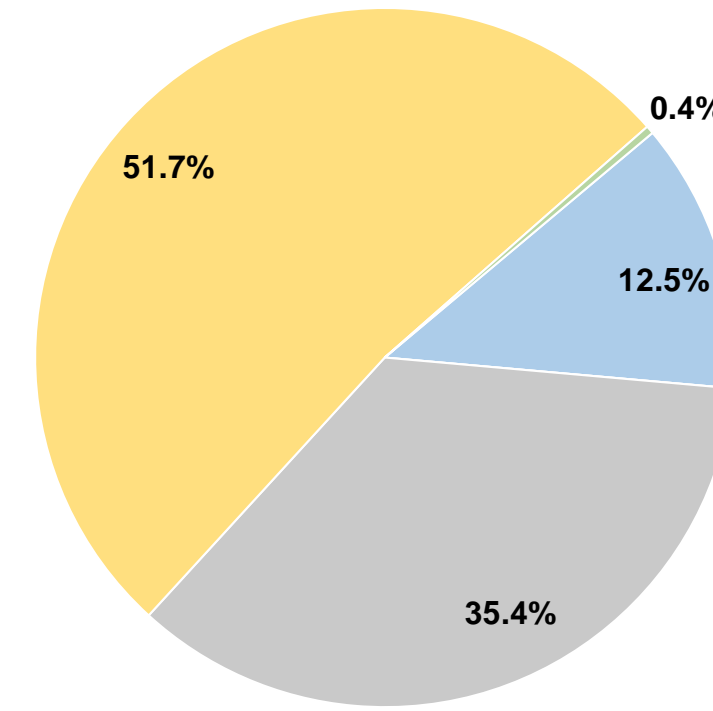
Sources of Operating Funds Expended

Fare Revenues	\$305,783	12.5%
Local Funds	\$0	0.0%
State Funds	\$864,448	35.4%
Federal Assistance	\$1,263,396	51.7%
Other Funds	\$9,020	0.4%
Total Operating Funds Expended	\$2,442,647	100.0%

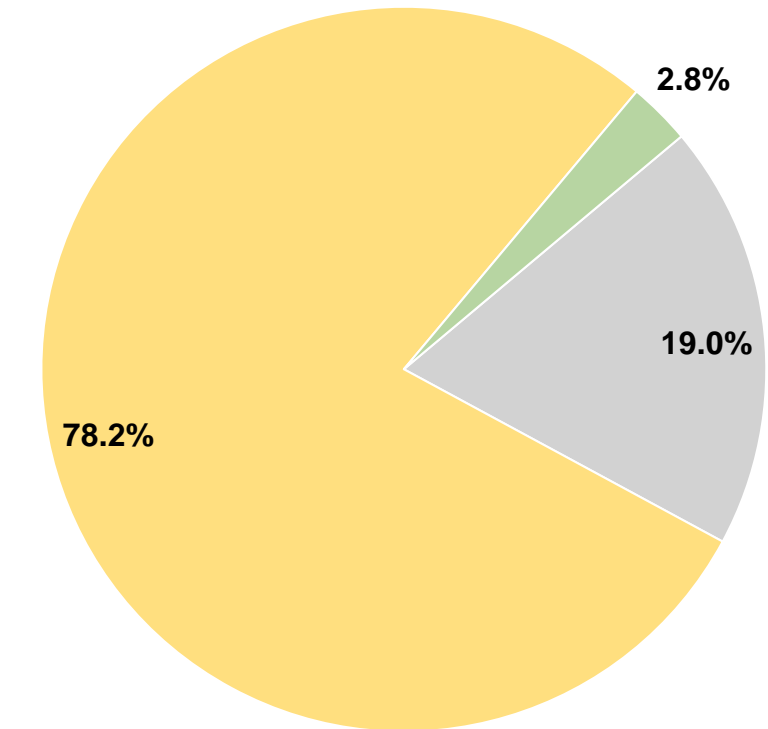
Sources of Capital Funds Expended

Fare Revenues	\$0	0.0%
Local Funds	\$0	0.0%
State Funds	\$17,463	19.0%
Federal Assistance	\$71,886	78.2%
Other Funds	\$2,560	2.8%
Total Capital Funds Expended	\$91,909	100.0%

Operating Funding Sources



Capital Funding Sources



Modal Characteristics

Operation Characteristics

Vehicles Operated at Maximum Service

Mode	Directly Operated	Purchased Transportation	Operating Expenses	Fare Revenues	Uses of Capital Funds	Annual Unlinked Trips	Annual Vehicle Revenue Miles	Annual Vehicle Revenue Hours	Average Fleet Age in Years ¹
Demand Response	23	-	\$2,442,647	\$305,783	\$91,909	145,422	725,672	38,656	6.3
Total	23	-	\$2,442,647	\$305,783	\$91,909	145,422	725,672	38,656	

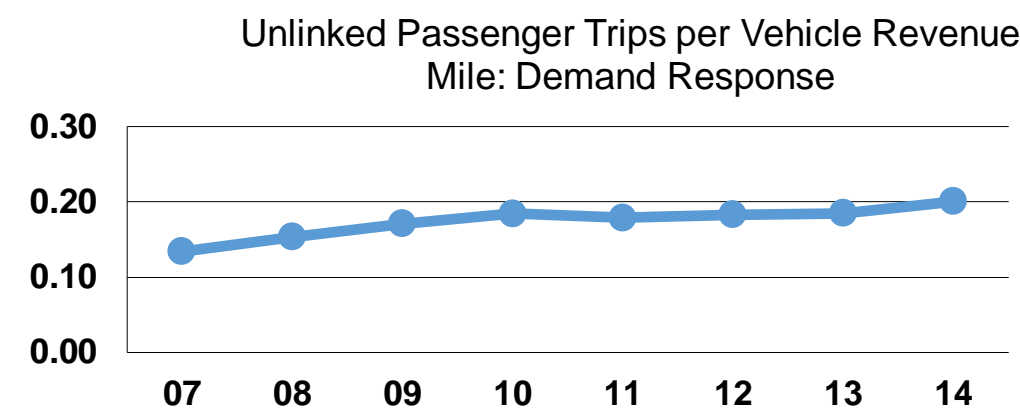
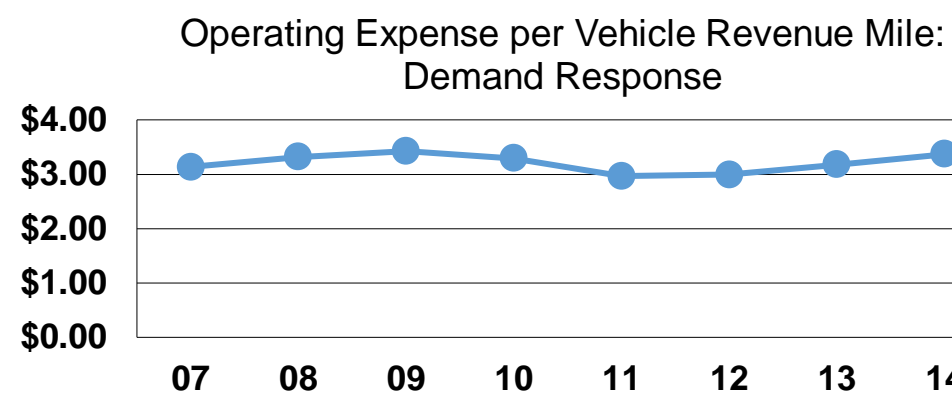
Performance Measures

Service Efficiency

Mode	Operating Expenses per Vehicle Revenue Mile	Operating Expenses per Vehicle Revenue Hour
Demand Response	\$3.37	\$63.19
Total	\$3.37	\$63.19

Service Effectiveness

Mode	Operating Expenses per Unlinked Passenger Trip	Unlinked Trips per Vehicle Revenue Mile	Unlinked Trips per Vehicle Revenue Hour
Demand Response	\$16.80	0.2	3.8
Total	\$16.80	0.2	3.8



Notes:

¹Demand Response - Taxi (DT) and non-dedicated fleets do not report fleet age data.