

Boone County Council on Aging (BCCA)

2014 Annual Agency Profile

Executive Director: Mr. Joseph Fortmann
 815-544-9893

General Information

Urbanized Area (UZA) Statistics - 2010 Census

Rockford, IL
 153 Square Miles
 296,863 Population
 127 Pop. Rank out of 498 UZAs

Other UZAs Served

0 Illinois Non-UZA

Service Area Statistics

267 Square Miles
 54,165 Population

Service Consumption

27,825 Annual Unlinked Trips (UPT)

Service Supplied

157,253 Annual Vehicle Revenue Miles (VRM)
 9,760 Annual Vehicle Revenue Hours (VRH)

Database Information

NTDID: 50194

Reporter Type: Small Systems Reporter

Financial Information

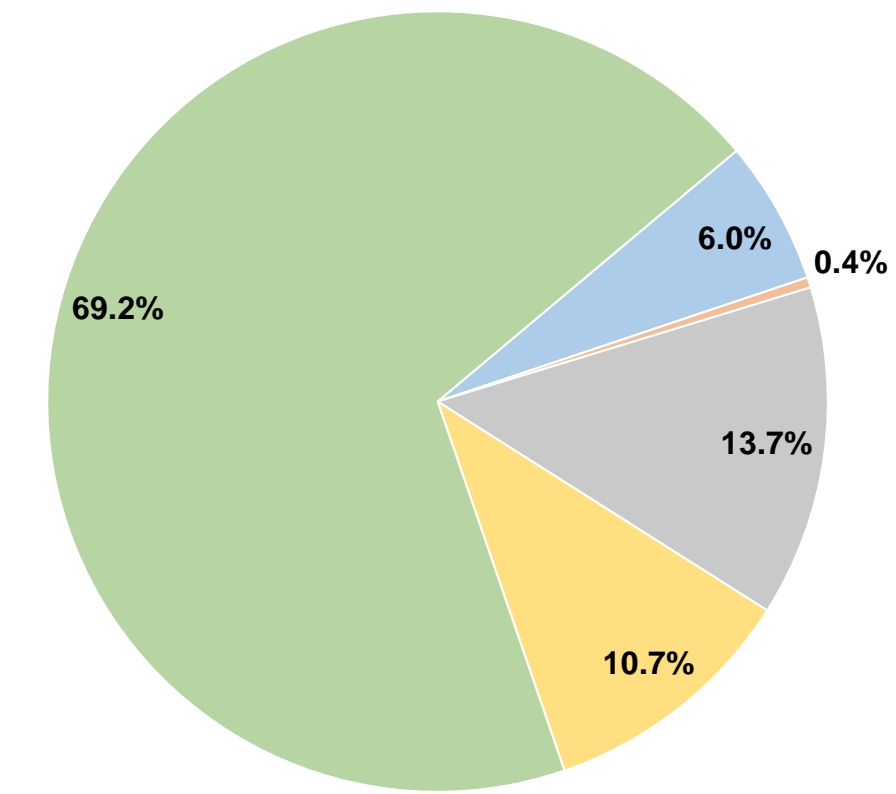
Sources of Operating Funds Expended

Fare Revenues	\$27,968	6.0%
Local Funds	\$2,000	0.4%
State Funds	\$64,400	13.7%
Federal Assistance	\$50,396	10.7%
Other Funds	\$324,639	69.2%
Total Operating Funds Expended	\$469,403	100.0%

Sources of Capital Funds Expended

Fare Revenues	\$0
Local Funds	\$0
State Funds	\$0
Federal Assistance	\$0
Other Funds	\$0
Total Capital Funds Expended	\$0

Operating Funding Sources



Modal Characteristics

Operation Characteristics

Vehicles Operated at Maximum Service

Mode	Directly Operated	Purchased Transportation	Operating Expenses	Fare Revenues	Uses of Capital Funds	Annual Unlinked Trips	Annual Vehicle Revenue Miles	Annual Vehicle Revenue Hours	Average Fleet Age in Years ¹
Demand Response	6	-	\$469,403	\$27,968	\$0	27,825	157,253	9,760	5.8
Total	6	-	\$469,403	\$27,968	\$0	27,825	157,253	9,760	

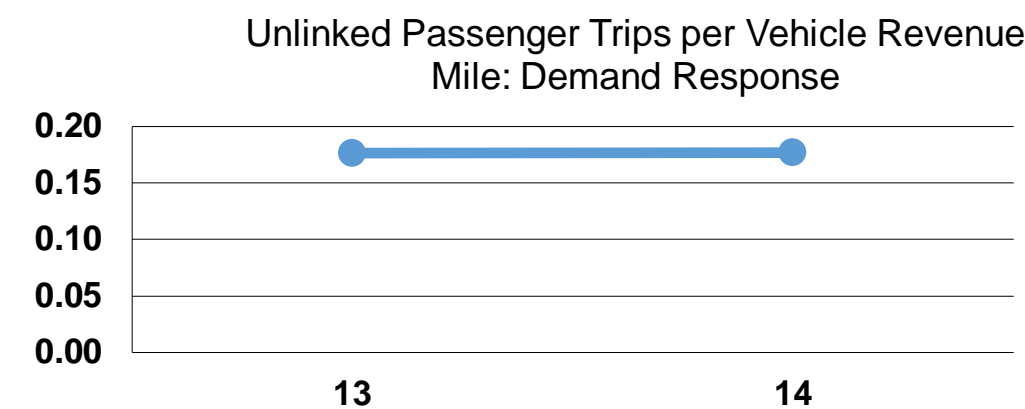
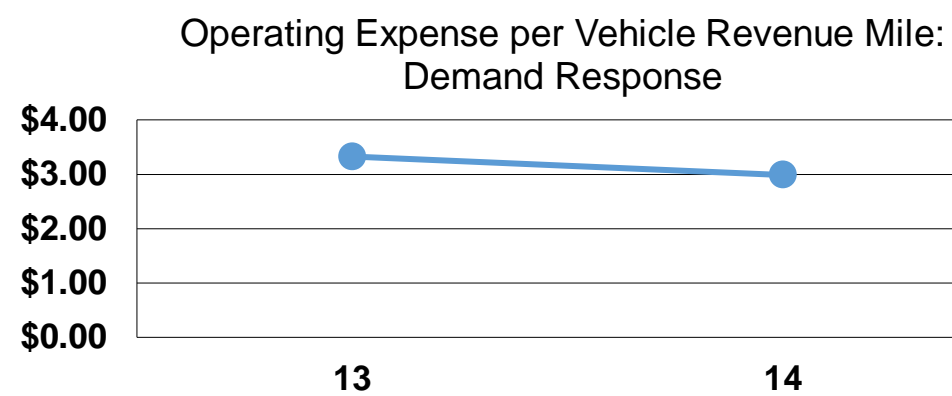
Performance Measures

Service Efficiency

Mode	Operating Expenses per Vehicle Revenue Mile	Operating Expenses per Vehicle Revenue Hour
Demand Response	\$2.99	\$48.09
Total	\$2.99	\$48.09

Service Effectiveness

Mode	Operating Expenses per Unlinked Passenger Trip	Unlinked Trips per Vehicle Revenue Mile	Unlinked Trips per Vehicle Revenue Hour
Demand Response	\$16.87	0.2	2.9
Total	\$16.87	0.2	2.9



Notes:

¹Demand Response - Taxi (DT) and non-dedicated fleets do not report fleet age data.

*This agency has a purchased transportation relationship in which they sell service to Rockford Mass Transit District (NTDID: 50058), and in which the data are captured in this report for mode DR/DO.