

General Information

Federally Recognized Tribal Statistical Areas

156 Menominee Reservation and Off-Reservation Trust Land, WI

Service Consumption

186,934 Annual Unlinked Trips (UPT)

Service Supplied

1,531,410 Annual Vehicle Revenue Miles (VRM)

67,550 Annual Vehicle Revenue Hours (VRH)

Database Information

NTDID: 55228

Reporter Type: Tribal Reporter

Financial Information

Sources of Operating Funds Expended

| | | |
|--------------------|-------------|-------|
| Fare Revenues | \$105,493 | 3.3% |
| Local Funds | \$358,472 | 11.3% |
| State Funds | \$602,555 | 18.9% |
| Federal Assistance | \$1,951,024 | 61.2% |
| Other Funds | \$167,802 | 5.3% |

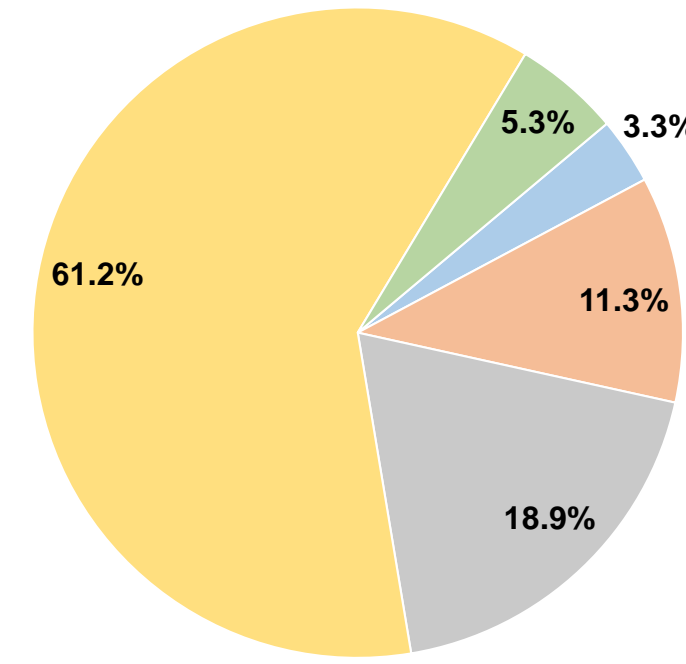
Total Operating Funds Expended \$3,185,346 100.0%

Sources of Capital Funds Expended

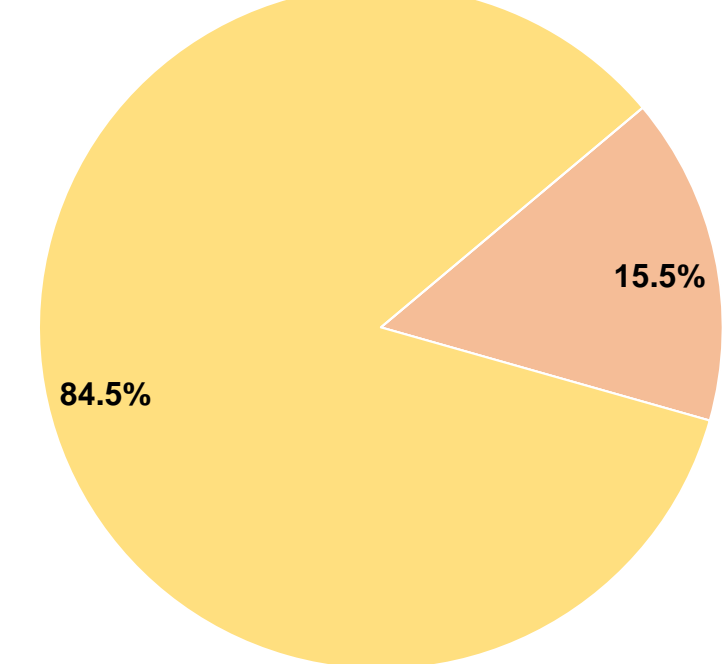
| | | |
|--------------------|-------------|-------|
| Fare Revenues | \$0 | 0.0% |
| Local Funds | \$253,117 | 15.5% |
| State Funds | \$0 | 0.0% |
| Federal Assistance | \$1,379,139 | 84.5% |
| Other Funds | \$0 | 0.0% |

Total Capital Funds Expended \$1,632,256 100.0%

Operating Funding Sources



Capital Funding Sources



Modal Characteristics

Operation Characteristics

Vehicles Operated at Maximum Service

| Mode | Directly Operated | Purchased Transportation | Operating Expenses | Fare Revenues | Uses of Capital Funds | Annual Unlinked Trips | Annual Vehicle Revenue Miles | Annual Vehicle Revenue Hours | Average Fleet Age in Years ¹ |
|-----------------|-------------------|--------------------------|--------------------|------------------|-----------------------|-----------------------|------------------------------|------------------------------|---|
| Demand Response | 15 | - | \$1,683,326 | \$55,749 | \$769,675 | 87,154 | 809,288 | 38,549 | 6.6 |
| Bus | 9 | - | \$1,502,020 | \$49,744 | \$862,581 | 99,780 | 722,122 | 29,001 | 6.6 |
| Total | 24 | - | \$3,185,346 | \$105,493 | \$1,632,256 | 186,934 | 1,531,410 | 67,550 | |

Performance Measures


Service Efficiency

| Mode | Operating Expenses per Vehicle Revenue Mile | Operating Expenses per Vehicle Revenue Hour |
|-----------------|---|---|
| Demand Response | \$2.08 | \$43.67 |
| Bus | \$2.08 | \$51.79 |
| Total | \$2.08 | \$47.16 |


Service Effectiveness

| Mode | Operating Expenses per Unlinked Passenger Trip | Unlinked Trips per Vehicle Revenue Mile | Unlinked Trips per Vehicle Revenue Hour |
|-----------------|--|---|---|
| Demand Response | \$19.31 | 0.1 | 2.3 |
| Bus | \$15.05 | 0.1 | 3.4 |
| Total | \$17.04 | 0.1 | 2.8 |

Operating Expense per Vehicle Revenue Mile: Agency Total



Unlinked Passenger Trips per Vehicle Revenue Mile: Agency Total



Notes:

¹Demand Response - Taxi (DT) and non-dedicated fleets do not report fleet age data.

*This agency has a purchased transportation relationship in which they sell service to Lac du Flambeau Band of Lake Superior Chippewa Indians (NTDID: 55300), and in which the data are captured in another report for mode DR/DO.