

General Information

Federally Recognized Tribal Statistical Areas

74 Fond du Lac Reservation and Off-Reservation Trust Land, MN--WI

Service Consumption

50,187 Annual Unlinked Trips (UPT)

Service Supplied

332,598 Annual Vehicle Revenue Miles (VRM)

19,542 Annual Vehicle Revenue Hours (VRH)

Database Information

NTDID: 55246

Reporter Type: Tribal Reporter

Financial Information

Sources of Operating Funds Expended

Fare Revenues	\$42,172	4.7%
Local Funds	\$740,062	81.8%
State Funds	\$0	0.0%
Federal Assistance	\$122,309	13.5%
Other Funds	\$0	0.0%

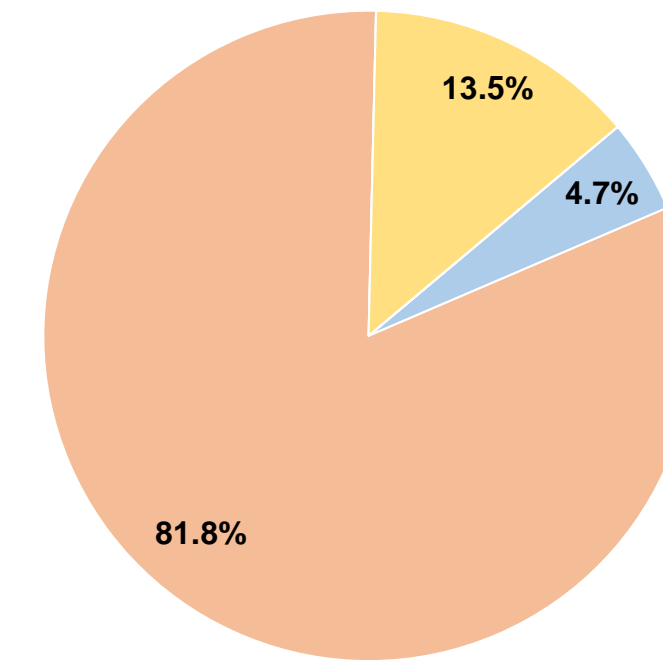
Total Operating Funds Expended \$904,543 100.0%

Sources of Capital Funds Expended

Fare Revenues	\$0
Local Funds	\$0
State Funds	\$0
Federal Assistance	\$0
Other Funds	\$0

Total Capital Funds Expended \$0

Operating Funding Sources



Modal Characteristics

Operation Characteristics

Vehicles Operated at Maximum Service

Mode	Directly Operated	Purchased Transportation	Operating Expenses	Fare Revenues	Uses of Capital Funds	Annual Unlinked Trips	Annual Vehicle Revenue Miles	Annual Vehicle Revenue Hours	Average Fleet Age in Years ¹
Demand Response	6	-	\$715,167	\$33,343	\$0	40,076	262,965	16,691	3.6
Bus	1	-	\$189,376	\$8,829	\$0	10,111	69,633	2,851	3.6
Total	7	-	\$904,543	\$42,172	\$0	50,187	332,598	19,542	

Performance Measures


Service Efficiency

Mode	Operating Expenses per Vehicle Revenue Mile	Operating Expenses per Vehicle Revenue Hour
Demand Response	\$2.72	\$42.85
Bus	\$2.72	\$66.42
Total	\$2.72	\$46.29


Service Effectiveness

Mode	Operating Expenses per Unlinked Passenger Trip	Unlinked Trips per Vehicle Revenue Mile	Unlinked Trips per Vehicle Revenue Hour
Demand Response	\$17.85	0.2	2.4
Bus	\$18.73	0.1	3.5
Total	\$18.02	0.2	2.6

Operating Expense per Vehicle Revenue Mile: Agency Total



Unlinked Passenger Trips per Vehicle Revenue Mile: Agency Total



Notes:

¹Demand Response - Taxi (DT) and non-dedicated fleets do not report fleet age data.