

General Information

Financial Information

Service Consumption

38,223 Annual Unlinked Trips (UPT)

Service Supplied

340,264 Annual Vehicle Revenue Miles (VRM)

26,636 Annual Vehicle Revenue Hours (VRH)

Summary of Operating Expenses (OE)

\$943,582 Total Operating Expenses

Database Information

NTDID: 5R01-50352

Reporter Type: Rural General Public Transit

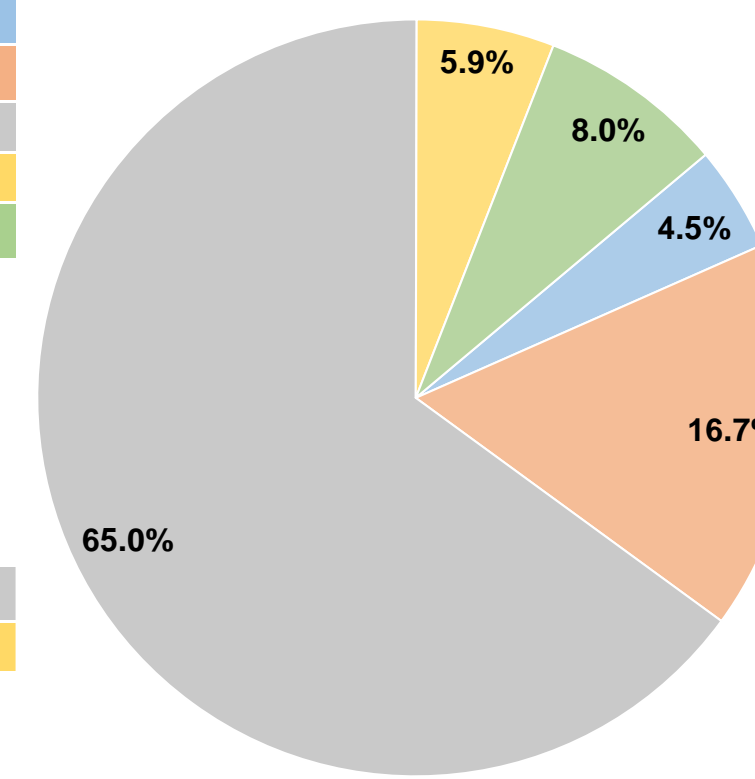
Sources of Operating Funds Expended

Fare Revenues	\$42,412	4.5%
Local Funds	\$157,150	16.7%
State Funds	\$613,329	65.0%
Federal Assistance	\$55,578	5.9%
Other Funds	\$75,113	8.0%
Total Operating Funds Expended	\$943,582	100.0%

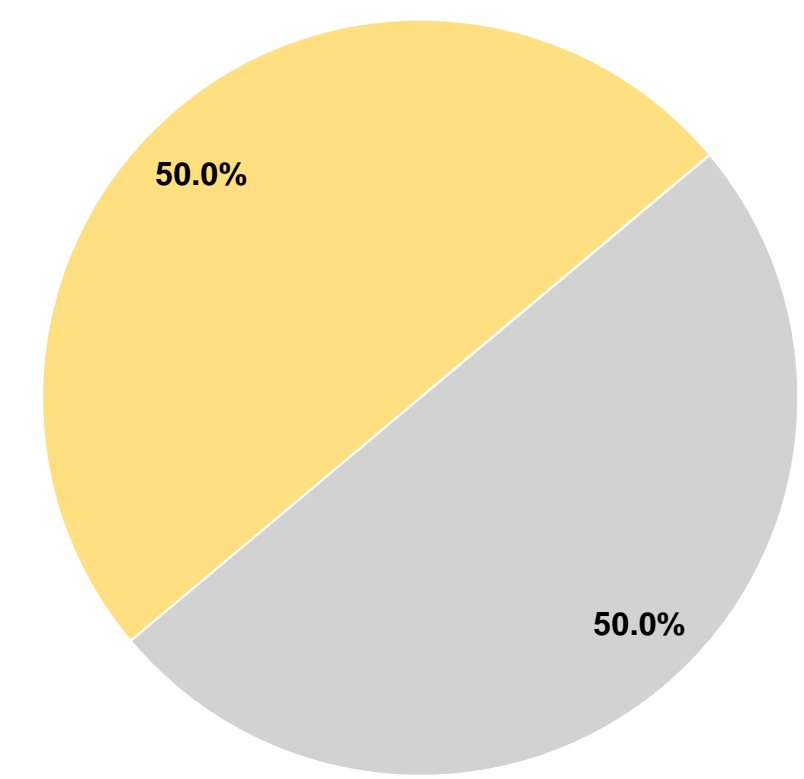
Sources of Capital Funds Expended

Fare Revenues	\$0	0.0%
Local Funds	\$0	0.0%
State Funds	\$50,394	50.0%
Federal Assistance	\$50,394	50.0%
Other Funds	\$0	0.0%
Total Capital Funds Expended	\$100,788	100.0%

Operating Funding Sources



Capital Funding Sources



Modal Characteristics

Operation Characteristics

Vehicles Operated at Maximum Service

Mode	Directly Operated	Purchased Transportation	Operating Expenses	Fare Revenues	Uses of Capital Funds	Annual Unlinked Trips	Annual Vehicle Revenue Miles	Annual Vehicle Revenue Hours
Demand Response	12	-	\$943,582	\$42,412	\$100,788	38,223	340,264	26,636
Total	12	-	\$943,582	\$42,412	\$100,788	38,223	340,264	26,636

Performance Measures

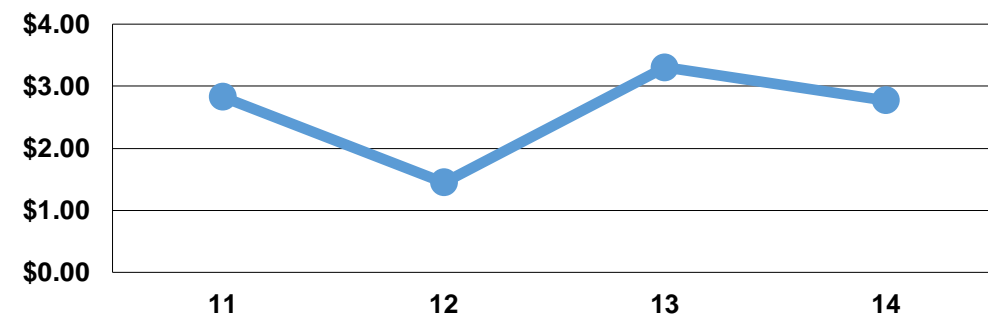
Service Efficiency

Mode	Operating Expenses per Vehicle Revenue Mile	Operating Expenses per Vehicle Revenue Hour
Demand Response	\$2.77	\$35.43
Total	\$2.77	\$35.43

Service Effectiveness

Mode	Operating Expenses per Unlinked Passenger Trip	Unlinked Trips per Vehicle Revenue Mile	Unlinked Trips per Vehicle Revenue Hour
Demand Response	\$24.69	0.1	1.4
Total	\$24.69	0.1	1.4

Operating Expense per Vehicle Revenue Mile: Agency Total



Unlinked Passenger Trips per Vehicle Revenue Mile: Agency Total

