

### General Information

### Financial Information

#### Service Consumption

200,487 Annual Unlinked Trips (UPT)

#### Service Supplied

1,068,644 Annual Vehicle Revenue Miles (VRM)

35,065 Annual Vehicle Revenue Hours (VRH)

#### Summary of Operating Expenses (OE)

\$1,958,901 Total Operating Expenses

#### Database Information

NTDID: 5R01-50414

Reporter Type: Rural General Public Transit

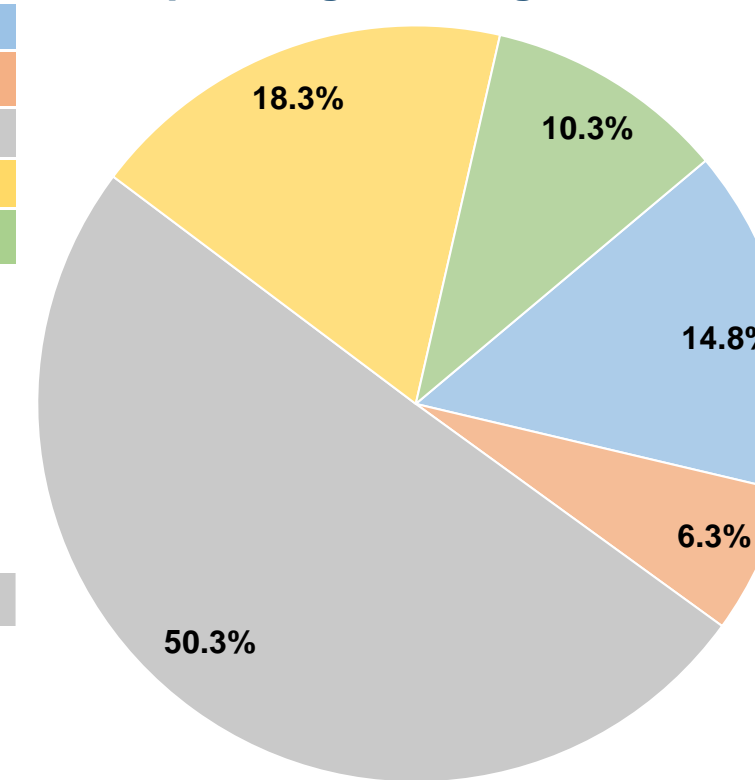
#### Sources of Operating Funds Expended

Fare Revenues	\$289,906	14.8%
Local Funds	\$123,386	6.3%
State Funds	\$984,700	50.3%
Federal Assistance	\$358,904	18.3%
Other Funds	\$202,005	10.3%
<b>Total Operating Funds Expended</b>	<b>\$1,958,901</b>	<b>100.0%</b>

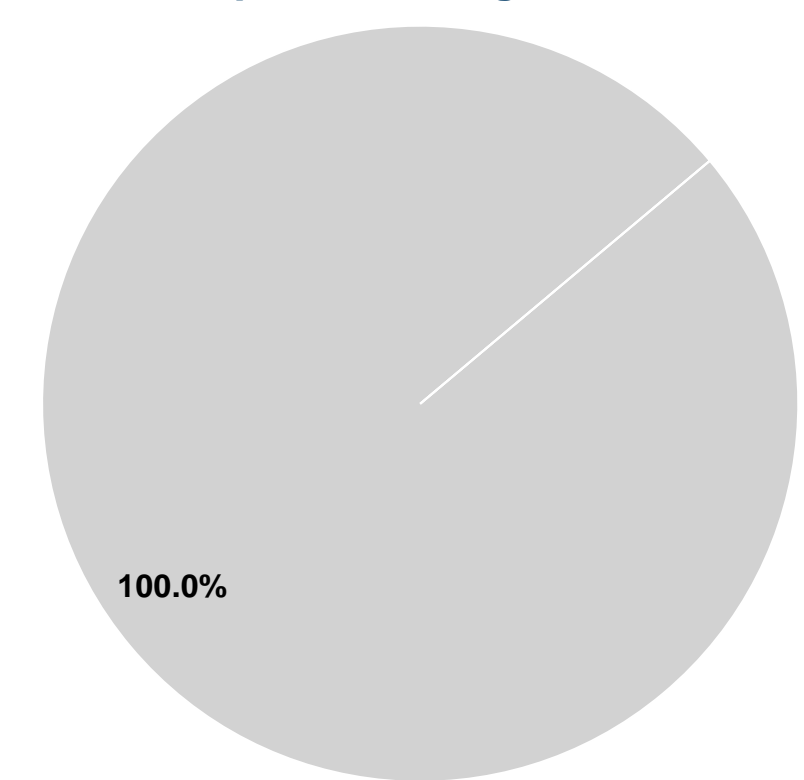
#### Sources of Capital Funds Expended

Fare Revenues	\$0	0.0%
Local Funds	\$0	0.0%
State Funds	\$36,672	100.0%
Federal Assistance	\$0	0.0%
Other Funds	\$0	0.0%
<b>Total Capital Funds Expended</b>	<b>\$36,672</b>	<b>100.0%</b>

#### Operating Funding Sources



#### Capital Funding Sources



### Modal Characteristics

#### Operation Characteristics

#### Vehicles Operated at Maximum Service

Mode	Directly Operated	Purchased Transportation	Operating Expenses	Fare Revenues	Uses of Capital Funds	Annual Unlinked Trips	Annual Vehicle Revenue Miles	Annual Vehicle Revenue Hours
Demand Response	37	-	\$1,958,901	\$289,906	\$36,672	200,487	1,068,644	35,065
<b>Total</b>	<b>37</b>	<b>-</b>	<b>\$1,958,901</b>	<b>\$289,906</b>	<b>\$36,672</b>	<b>200,487</b>	<b>1,068,644</b>	<b>35,065</b>

#### Performance Measures

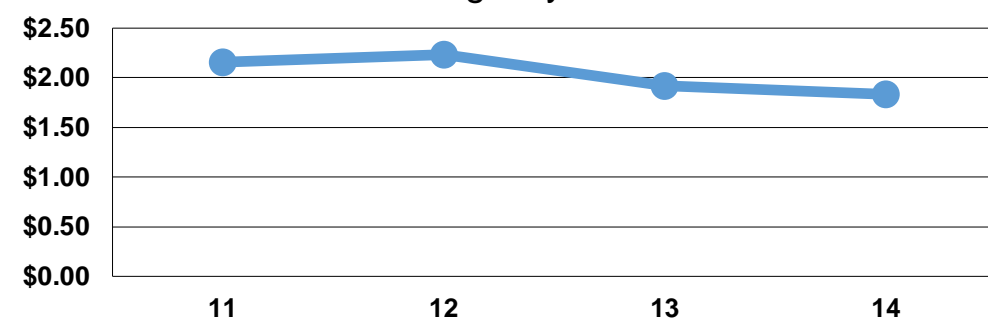
#### Service Efficiency

Mode	Operating Expenses per Vehicle Revenue Mile	Operating Expenses per Vehicle Revenue Hour
Demand Response	\$1.83	\$55.86
<b>Total</b>	<b>\$1.83</b>	<b>\$55.86</b>

#### Service Effectiveness

Mode	Operating Expenses per Unlinked Passenger Trip	Unlinked Trips per Vehicle Revenue Mile	Unlinked Trips per Vehicle Revenue Hour
Demand Response	\$9.77	0.2	5.7
<b>Total</b>	<b>\$9.77</b>	<b>0.2</b>	<b>5.7</b>

Operating Expense per Vehicle Revenue Mile: Agency Total



Unlinked Passenger Trips per Vehicle Revenue Mile: Agency Total

