

### General Information

### Financial Information

#### Service Consumption

229,641 Annual Unlinked Trips (UPT)

#### Service Supplied

2,394,005 Annual Vehicle Revenue Miles (VRM)

125,976 Annual Vehicle Revenue Hours (VRH)

#### Summary of Operating Expenses (OE)

\$2,843,978 Total Operating Expenses

#### Database Information

NTDID: 5R02-50276

Reporter Type: Rural General Public Transit

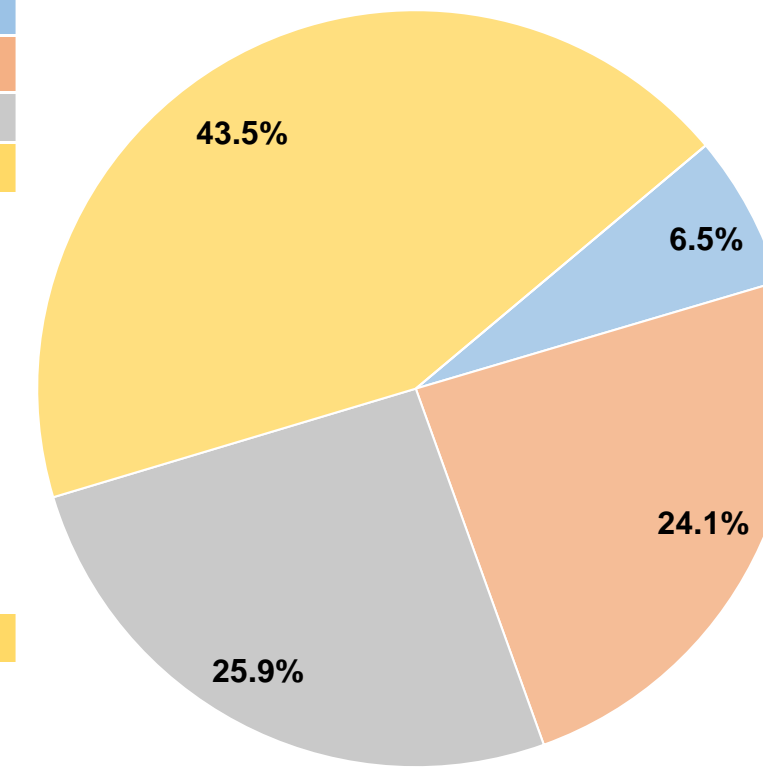
#### Sources of Operating Funds Expended

Fare Revenues	\$185,933	6.5%
Local Funds	\$684,849	24.1%
State Funds	\$735,469	25.9%
Federal Assistance	\$1,237,727	43.5%
Other Funds	\$0	0.0%
<b>Total Operating Funds Expended</b>	<b>\$2,843,978</b>	<b>100.0%</b>

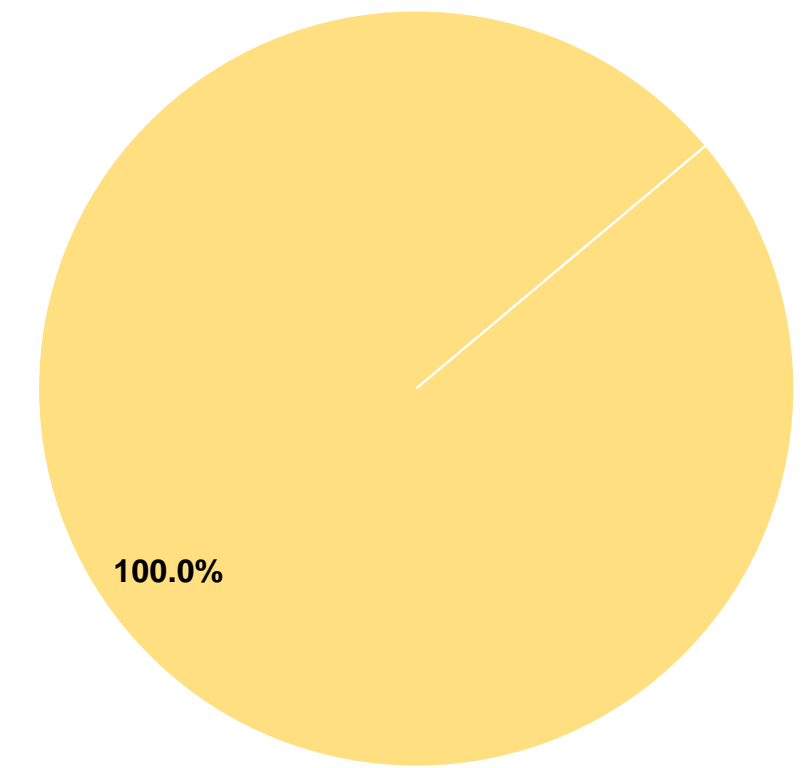
#### Sources of Capital Funds Expended

Fare Revenues	\$0	0.0%
Local Funds	\$0	0.0%
State Funds	\$0	0.0%
Federal Assistance	\$275,038	100.0%
Other Funds	\$0	0.0%
<b>Total Capital Funds Expended</b>	<b>\$275,038</b>	<b>100.0%</b>

#### Operating Funding Sources



#### Capital Funding Sources



### Modal Characteristics

#### Operation Characteristics

#### Vehicles Operated at Maximum Service

Mode	Directly Operated	Purchased Transportation	Operating Expenses	Fare Revenues	Uses of Capital Funds	Annual Unlinked Trips	Annual Vehicle Revenue Miles	Annual Vehicle Revenue Hours
Demand Response	142	-	\$2,843,978	\$185,933	\$275,038	229,641	2,394,005	125,976
<b>Total</b>	<b>142</b>	<b>-</b>	<b>\$2,843,978</b>	<b>\$185,933</b>	<b>\$275,038</b>	<b>229,641</b>	<b>2,394,005</b>	<b>125,976</b>

#### Performance Measures

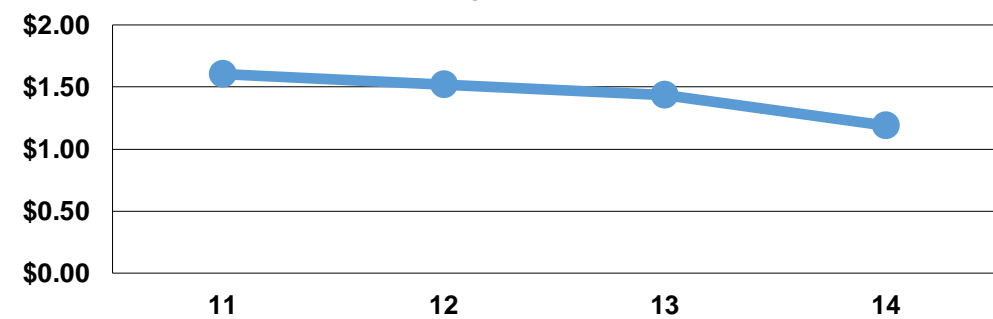
#### Service Efficiency

Mode	Operating Expenses per Vehicle Revenue Mile	Operating Expenses per Vehicle Revenue Hour
Demand Response	\$1.19	\$22.58
<b>Total</b>	<b>\$1.19</b>	<b>\$22.58</b>

#### Service Effectiveness

Mode	Operating Expenses per Unlinked Passenger Trip	Unlinked Trips per Vehicle Revenue Mile	Unlinked Trips per Vehicle Revenue Hour
Demand Response	\$12.38	0.1	1.8
<b>Total</b>	<b>\$12.38</b>	<b>0.1</b>	<b>1.8</b>

Operating Expense per Vehicle Revenue Mile: Agency Total



Unlinked Passenger Trips per Vehicle Revenue Mile: Agency Total

