

KOSCIUSKO AREA BUS SERVICE (KABS)

2014 Annual Agency Profile

General Information

Financial Information

Service Consumption

47,195 Annual Unlinked Trips (UPT)

Service Supplied

177,477 Annual Vehicle Revenue Miles (VRM)

10,860 Annual Vehicle Revenue Hours (VRH)

Summary of Operating Expenses (OE)

\$686,349 Total Operating Expenses

Database Information

NTDID: 5R02-50289

Reporter Type: Rural General Public Transit

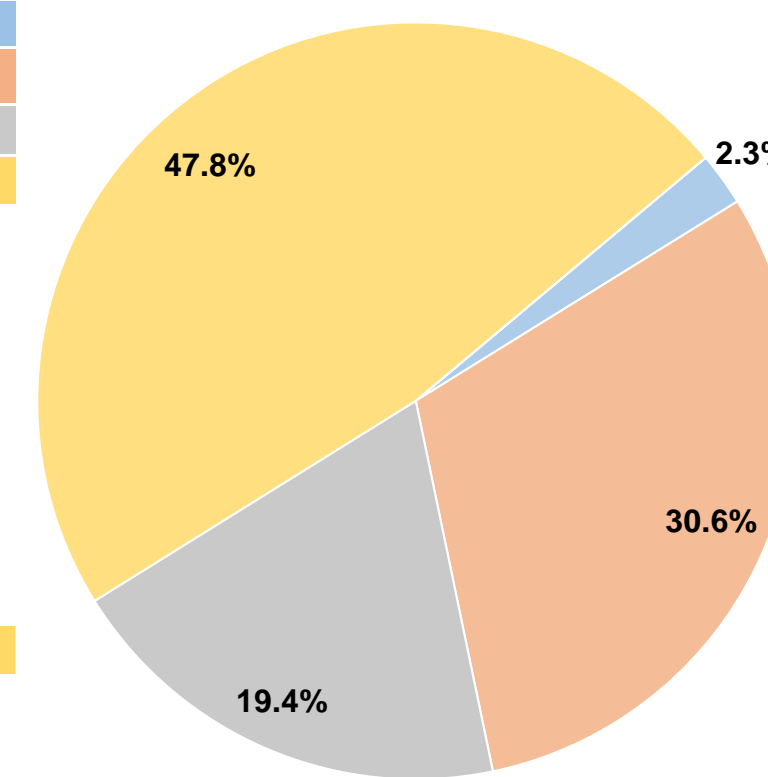
Sources of Operating Funds Expended

Fare Revenues	\$15,618	2.3%
Local Funds	\$209,801	30.6%
State Funds	\$133,165	19.4%
Federal Assistance	\$327,765	47.8%
Other Funds	\$0	0.0%
Total Operating Funds Expended	\$686,349	100.0%

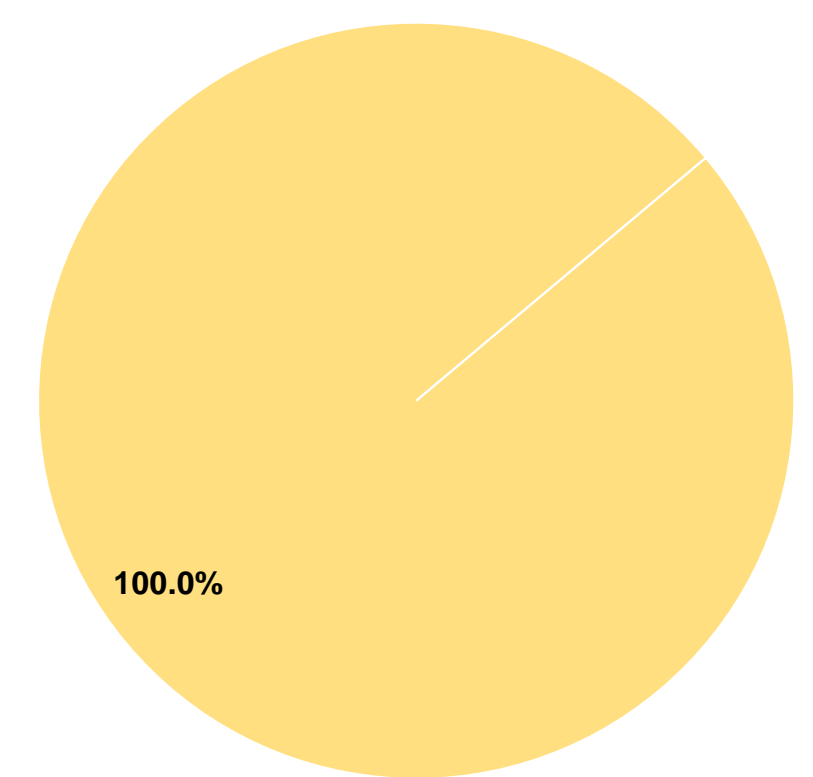
Sources of Capital Funds Expended

Fare Revenues	\$0	0.0%
Local Funds	\$0	0.0%
State Funds	\$0	0.0%
Federal Assistance	\$96,880	100.0%
Other Funds	\$0	0.0%
Total Capital Funds Expended	\$96,880	100.0%

Operating Funding Sources



Capital Funding Sources



Modal Characteristics

Operation Characteristics

Vehicles Operated at Maximum Service

Mode	Directly Operated	Purchased Transportation	Operating Expenses	Fare Revenues	Uses of Capital Funds	Annual Unlinked Trips	Annual Vehicle Revenue Miles	Annual Vehicle Revenue Hours
Demand Response	11	-	\$686,349	\$15,618	\$96,880	47,195	177,477	10,860
Total	11	-	\$686,349	\$15,618	\$96,880	47,195	177,477	10,860

Performance Measures

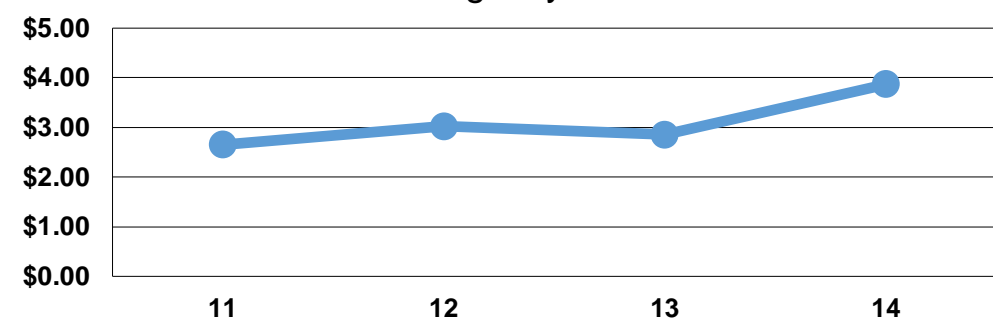
Service Efficiency

Mode	Operating Expenses per Vehicle Revenue Mile	Operating Expenses per Vehicle Revenue Hour
Demand Response	\$3.87	\$63.20
Total	\$3.87	\$63.20

Service Effectiveness

Mode	Operating Expenses per Unlinked Passenger Trip	Unlinked Trips per Vehicle Revenue Mile	Unlinked Trips per Vehicle Revenue Hour
Demand Response	\$14.54	0.3	4.3
Total	\$14.54	0.3	4.3

Operating Expense per Vehicle Revenue Mile: Agency Total



Unlinked Passenger Trips per Vehicle Revenue Mile: Agency Total

