

# MONROE COUNTY RURAL TRANSIT

2014 Annual Agency Profile

## General Information

### Service Consumption

104,867 Annual Unlinked Trips (UPT)

### Service Supplied

497,569 Annual Vehicle Revenue Miles (VRM)

36,998 Annual Vehicle Revenue Hours (VRH)

### Summary of Operating Expenses (OE)

\$1,541,653 Total Operating Expenses

### Database Information

NTDID: 5R02-50308

Reporter Type: Rural General Public Transit

## Financial Information

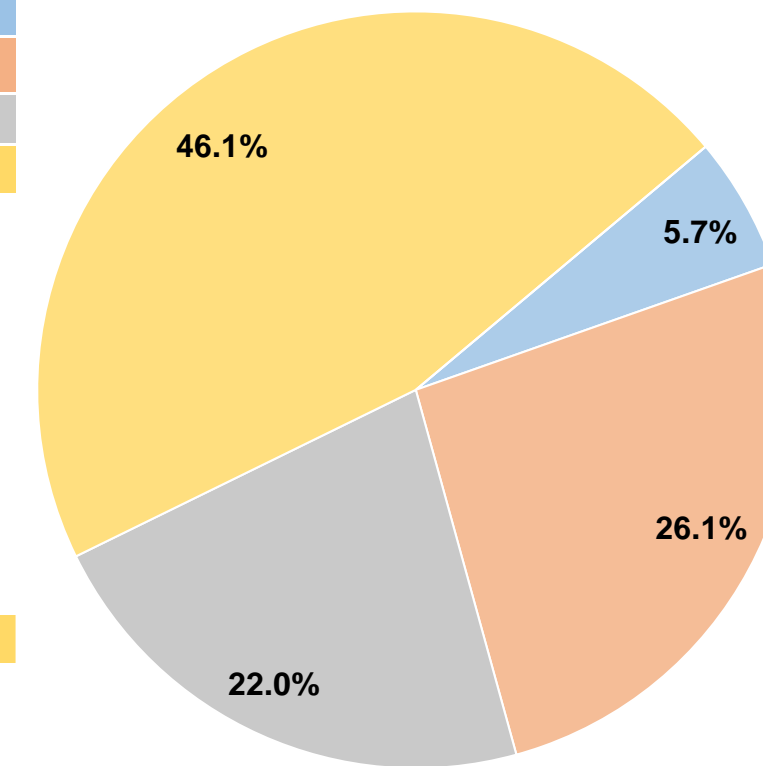
### Sources of Operating Funds Expended

Fare Revenues	\$88,252	5.7%
Local Funds	\$402,415	26.1%
State Funds	\$339,686	22.0%
Federal Assistance	\$711,300	46.1%
Other Funds	\$0	0.0%
<b>Total Operating Funds Expended</b>	<b>\$1,541,653</b>	<b>100.0%</b>

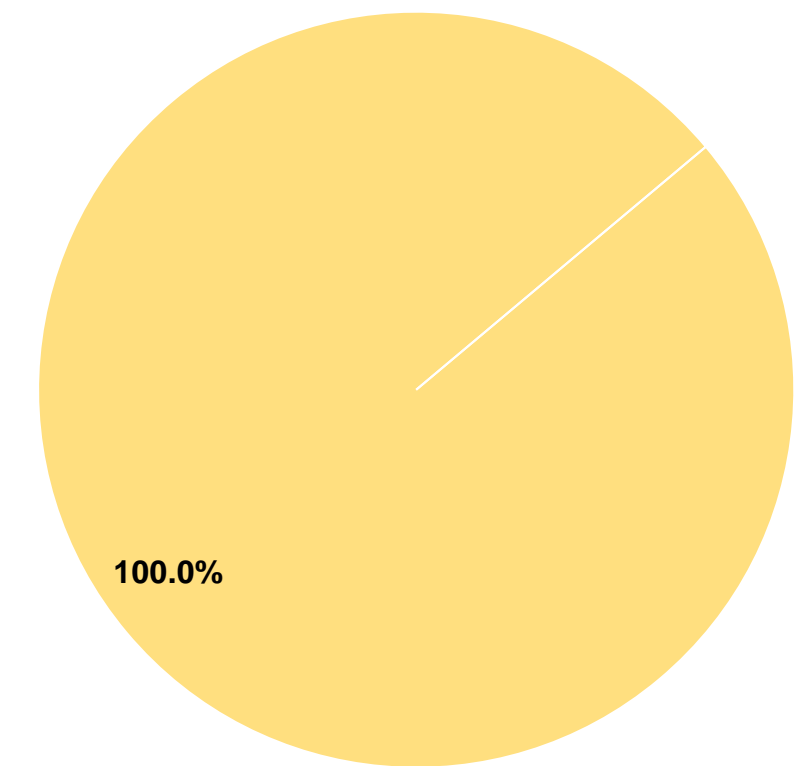
### Sources of Capital Funds Expended

Fare Revenues	\$0	0.0%
Local Funds	\$0	0.0%
State Funds	\$0	0.0%
Federal Assistance	\$68,526	100.0%
Other Funds	\$0	0.0%
<b>Total Capital Funds Expended</b>	<b>\$68,526</b>	<b>100.0%</b>

### Operating Funding Sources



### Capital Funding Sources



## Modal Characteristics

### Operation Characteristics

#### Vehicles Operated at Maximum Service

Mode	Directly Operated	Purchased Transportation	Operating Expenses	Fare Revenues	Uses of Capital Funds	Annual Unlinked Trips	Annual Vehicle Revenue Miles	Annual Vehicle Revenue Hours
Demand Response	13	-	\$1,041,858	\$56,551	\$0	66,661	377,213	28,021
Bus	3	-	\$499,795	\$31,701	\$68,526	38,206	120,356	8,977
<b>Total</b>	<b>16</b>	<b>-</b>	<b>\$1,541,653</b>	<b>\$88,252</b>	<b>\$68,526</b>	<b>104,867</b>	<b>497,569</b>	<b>36,998</b>

### Performance Measures


#### Service Efficiency

Mode	Operating Expenses per Vehicle Revenue Mile	Operating Expenses per Vehicle Revenue Hour
Demand Response	\$2.76	\$37.18
Bus	\$4.15	\$55.68
<b>Total</b>	<b>\$3.10</b>	<b>\$41.67</b>

#### Service Effectiveness

Mode	Operating Expenses per Unlinked Passenger Trip	Unlinked Trips per Vehicle Revenue Mile	Unlinked Trips per Vehicle Revenue Hour
Demand Response	\$15.63	0.2	2.4
Bus	\$13.08	0.3	4.3
<b>Total</b>	<b>\$14.70</b>	<b>0.2</b>	<b>2.8</b>

Operating Expense per Vehicle Revenue Mile: Agency Total



Unlinked Passenger Trips per Vehicle Revenue Mile: Agency Total

