

General Information

Financial Information

Service Consumption

35,324 Annual Unlinked Trips (UPT)

Service Supplied

231,475 Annual Vehicle Revenue Miles (VRM)

15,228 Annual Vehicle Revenue Hours (VRH)

Summary of Operating Expenses (OE)

\$431,022 Total Operating Expenses

Database Information

NTDID: 5R02-50468

Reporter Type: Rural General Public Transit

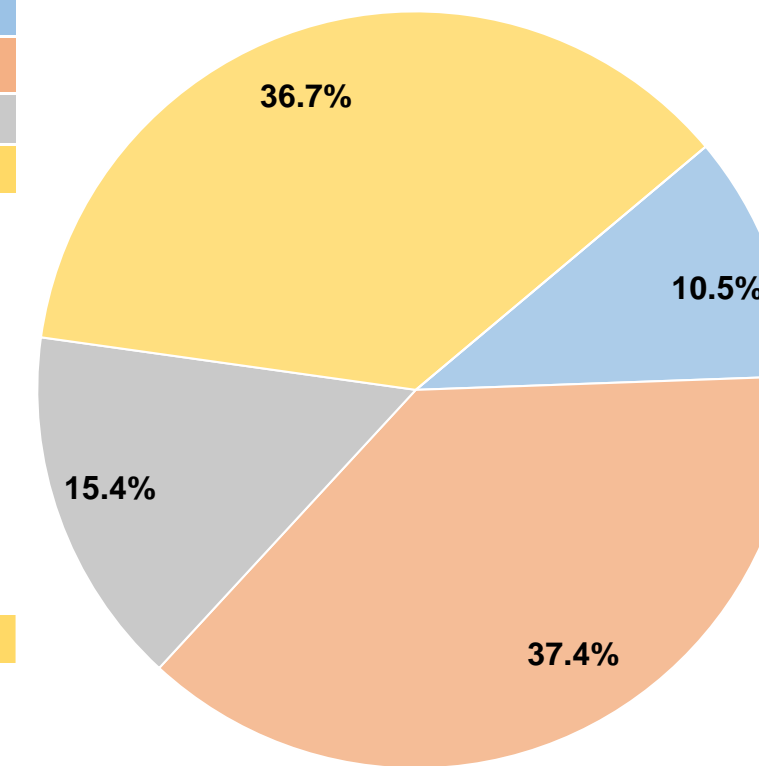
Sources of Operating Funds Expended

Fare Revenues	\$45,437	10.5%
Local Funds	\$161,322	37.4%
State Funds	\$66,207	15.4%
Federal Assistance	\$158,057	36.7%
Other Funds	\$0	0.0%
Total Operating Funds Expended	\$431,023	100.0%

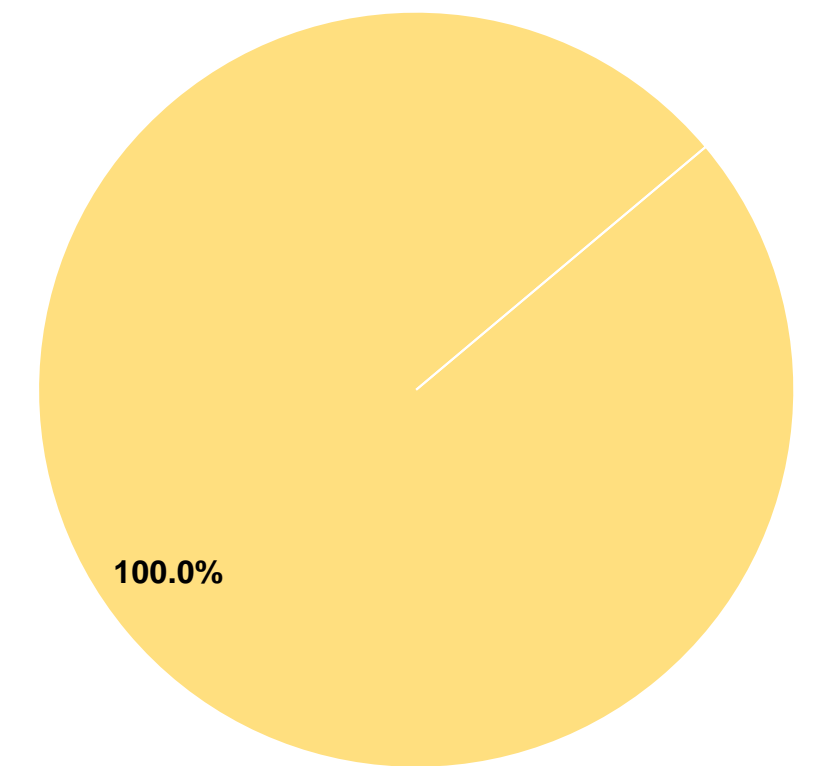
Sources of Capital Funds Expended

Fare Revenues	\$0	0.0%
Local Funds	\$0	0.0%
State Funds	\$0	0.0%
Federal Assistance	\$33,830	100.0%
Other Funds	\$0	0.0%
Total Capital Funds Expended	\$33,830	100.0%

Operating Funding Sources



Capital Funding Sources



Modal Characteristics

Operation Characteristics

Vehicles Operated at Maximum Service

Mode	Directly Operated	Purchased Transportation	Operating Expenses	Fare Revenues	Uses of Capital Funds	Annual Unlinked Trips	Annual Vehicle Revenue Miles	Annual Vehicle Revenue Hours
Demand Response	10	-	\$431,022	\$45,437	\$33,830	35,324	231,475	15,228
Total	10	-	\$431,022	\$45,437	\$33,830	35,324	231,475	15,228

Performance Measures

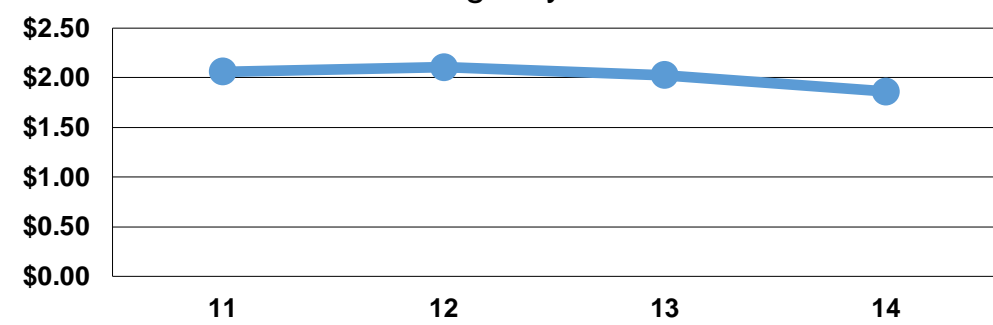
Service Efficiency

Mode	Operating Expenses per Vehicle Revenue Mile	Operating Expenses per Vehicle Revenue Hour
Demand Response	\$1.86	\$28.30
Total	\$1.86	\$28.30

Service Effectiveness

Mode	Operating Expenses per Unlinked Passenger Trip	Unlinked Trips per Vehicle Revenue Mile	Unlinked Trips per Vehicle Revenue Hour
Demand Response	\$12.20	0.2	2.3
Total	\$12.20	0.2	2.3

Operating Expense per Vehicle Revenue Mile: Agency Total



Unlinked Passenger Trips per Vehicle Revenue Mile: Agency Total

