

Shiawassee Area Transportation Agency (SATA)

2014 Annual Agency Profile

180 North Delaney Road
Owosso, MI 48867

Administrator: Ms. Sharon Edgar
517-373-0470

General Information

Service Consumption

98,007 Annual Unlinked Trips (UPT)

Service Supplied

394,703 Annual Vehicle Revenue Miles (VRM)
23,311 Annual Vehicle Revenue Hours (VRH)

Summary of Operating Expenses (OE)

\$1,031,077 Total Operating Expenses

Database Information

NTDID: 5R03-50227

Reporter Type: Rural General Public Transit

Financial Information

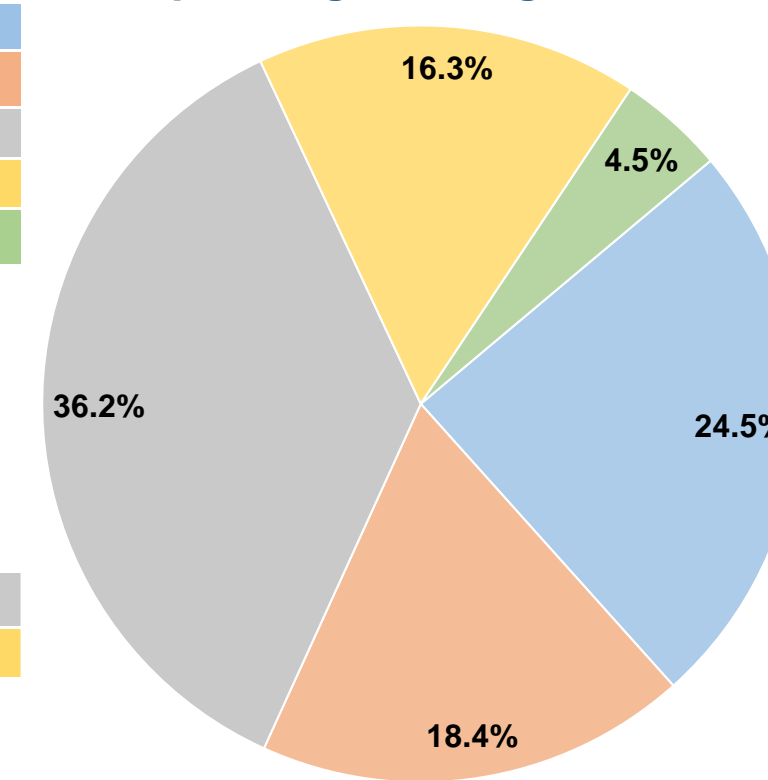
Sources of Operating Funds Expended

Fare Revenues	\$252,400	24.5%
Local Funds	\$190,038	18.4%
State Funds	\$373,608	36.2%
Federal Assistance	\$168,333	16.3%
Other Funds	\$46,698	4.5%
Total Operating Funds Expended	\$1,031,077	100.0%

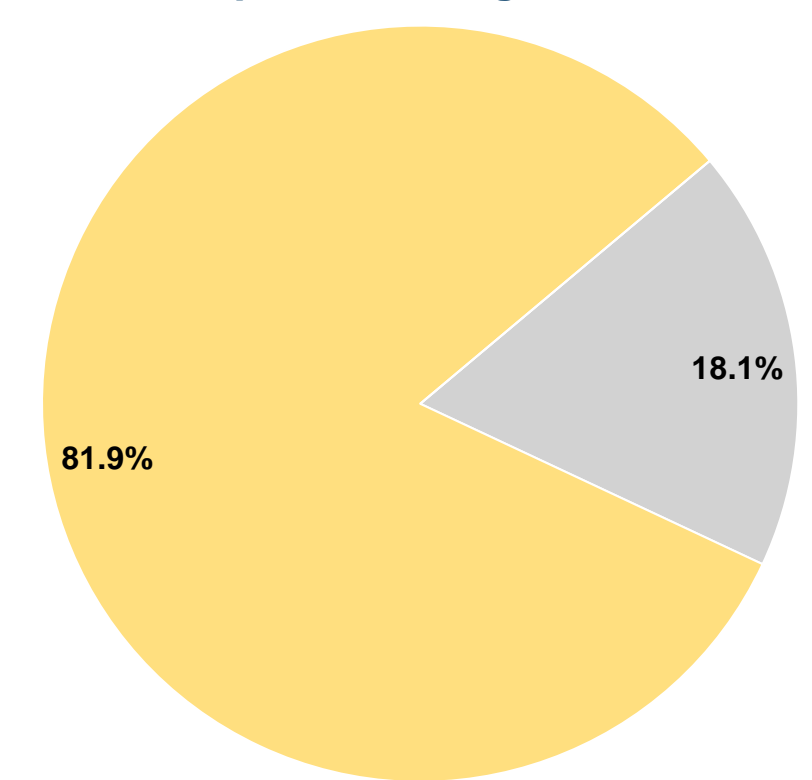
Sources of Capital Funds Expended

Fare Revenues	\$0	0.0%
Local Funds	\$0	0.0%
State Funds	\$43,534	18.1%
Federal Assistance	\$197,180	81.9%
Other Funds	\$0	0.0%
Total Capital Funds Expended	\$240,714	100.0%

Operating Funding Sources



Capital Funding Sources



Modal Characteristics

Operation Characteristics

Vehicles Operated at Maximum Service

Mode	Directly Operated	Purchased Transportation	Operating Expenses	Fare Revenues	Uses of Capital Funds	Annual Unlinked Trips	Annual Vehicle Revenue Miles	Annual Vehicle Revenue Hours
Demand Response	15	-	\$1,031,077	\$252,400	\$240,714	98,007	394,703	23,311
Total	15	-	\$1,031,077	\$252,400	\$240,714	98,007	394,703	23,311

Performance Measures

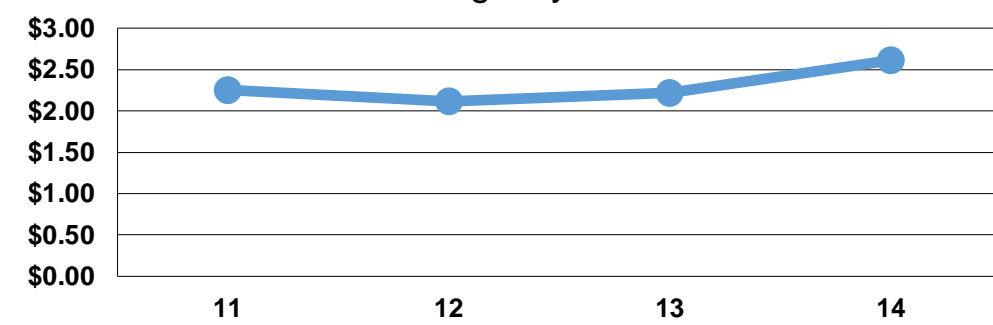
Service Efficiency

Mode	Operating Expenses per Vehicle Revenue Mile	Operating Expenses per Vehicle Revenue Hour
Demand Response	\$2.61	\$44.23
Total	\$2.61	\$44.23

Service Effectiveness

Mode	Operating Expenses per Unlinked Passenger Trip	Unlinked Trips per Vehicle Revenue Mile	Unlinked Trips per Vehicle Revenue Hour
Demand Response	\$10.52	0.2	4.2
Total	\$10.52	0.2	4.2

Operating Expense per Vehicle Revenue Mile: Agency Total



Unlinked Passenger Trips per Vehicle Revenue Mile: Agency Total

