

Eaton County Transportation Authority (EATRAN)

2014 Annual Agency Profile

General Information

Service Consumption

147,379 Annual Unlinked Trips (UPT)

Service Supplied

768,728 Annual Vehicle Revenue Miles (VRM)

42,698 Annual Vehicle Revenue Hours (VRH)

Summary of Operating Expenses (OE)

\$2,472,109 Total Operating Expenses

Database Information

NTDID: 5R03-50260

Reporter Type: Rural General Public Transit

Financial Information

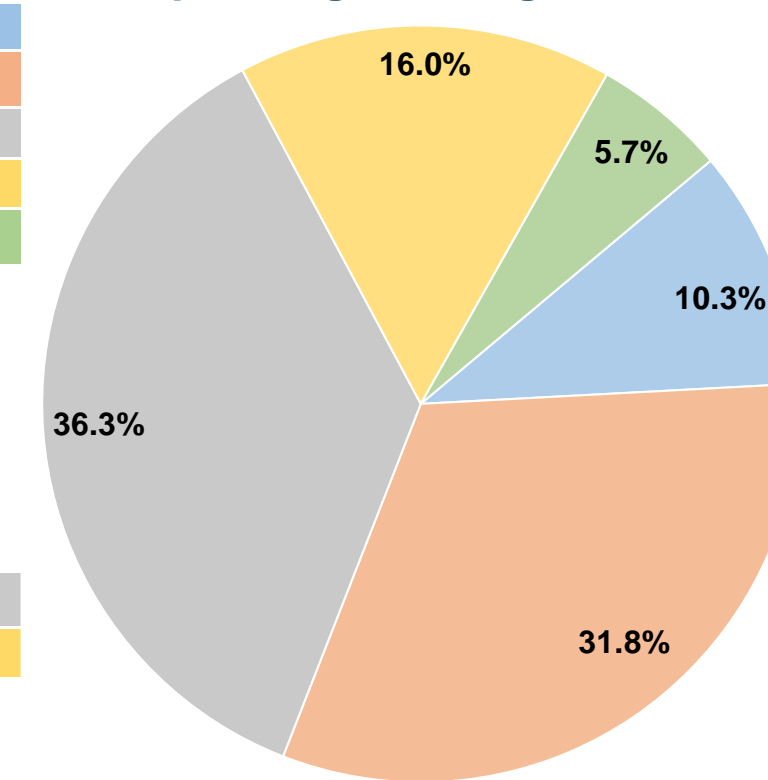
Sources of Operating Funds Expended

Fare Revenues	\$253,707	10.3%
Local Funds	\$785,522	31.8%
State Funds	\$896,387	36.3%
Federal Assistance	\$395,537	16.0%
Other Funds	\$140,956	5.7%
Total Operating Funds Expended	\$2,472,109	100.0%

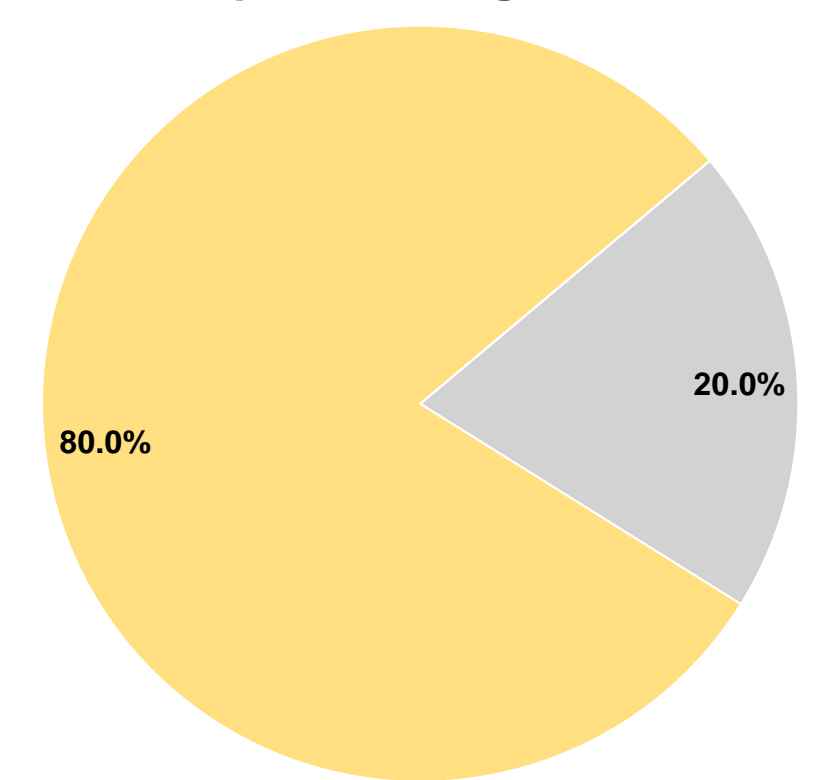
Sources of Capital Funds Expended

Fare Revenues	\$0	0.0%
Local Funds	\$0	0.0%
State Funds	\$299,637	20.0%
Federal Assistance	\$1,198,551	80.0%
Other Funds	\$0	0.0%
Total Capital Funds Expended	\$1,498,188	100.0%

Operating Funding Sources



Capital Funding Sources



Modal Characteristics

Operation Characteristics

Vehicles Operated at Maximum Service

Mode	Directly Operated	Purchased Transportation	Operating Expenses	Fare Revenues	Uses of Capital Funds	Annual Unlinked Trips	Annual Vehicle Revenue Miles	Annual Vehicle Revenue Hours
Demand Response	24	-	\$2,472,109	\$253,707	\$1,498,188	147,379	768,728	42,698
Total	24	-	\$2,472,109	\$253,707	\$1,498,188	147,379	768,728	42,698

Performance Measures

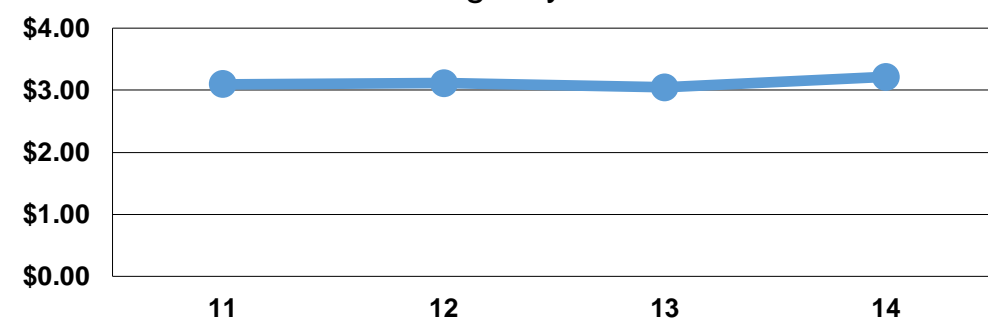
Service Efficiency

Mode	Operating Expenses per Vehicle Revenue Mile	Operating Expenses per Vehicle Revenue Hour
Demand Response	\$3.22	\$57.90
Total	\$3.22	\$57.90

Service Effectiveness

Mode	Operating Expenses per Unlinked Passenger Trip	Unlinked Trips per Vehicle Revenue Mile	Unlinked Trips per Vehicle Revenue Hour
Demand Response	\$16.77	0.2	3.5
Total	\$16.77	0.2	3.5

Operating Expense per Vehicle Revenue Mile: Agency Total



Unlinked Passenger Trips per Vehicle Revenue Mile: Agency Total

