

General Information

Financial Information

Service Consumption

27,360 Annual Unlinked Trips (UPT)

Service Supplied

60,201 Annual Vehicle Revenue Miles (VRM)

7,689 Annual Vehicle Revenue Hours (VRH)

Summary of Operating Expenses (OE)

\$367,557 Total Operating Expenses

Database Information

NTDID: 5R03-50265

Reporter Type: Rural General Public Transit

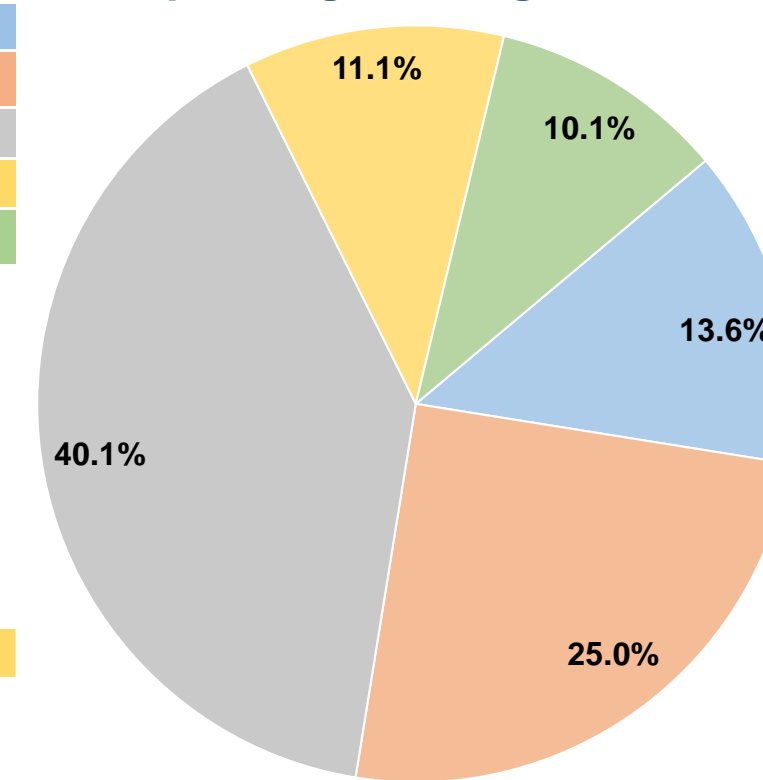
Sources of Operating Funds Expended

Fare Revenues	\$50,125	13.6%
Local Funds	\$91,956	25.0%
State Funds	\$147,437	40.1%
Federal Assistance	\$40,766	11.1%
Other Funds	\$37,273	10.1%
Total Operating Funds Expended	\$367,557	100.0%

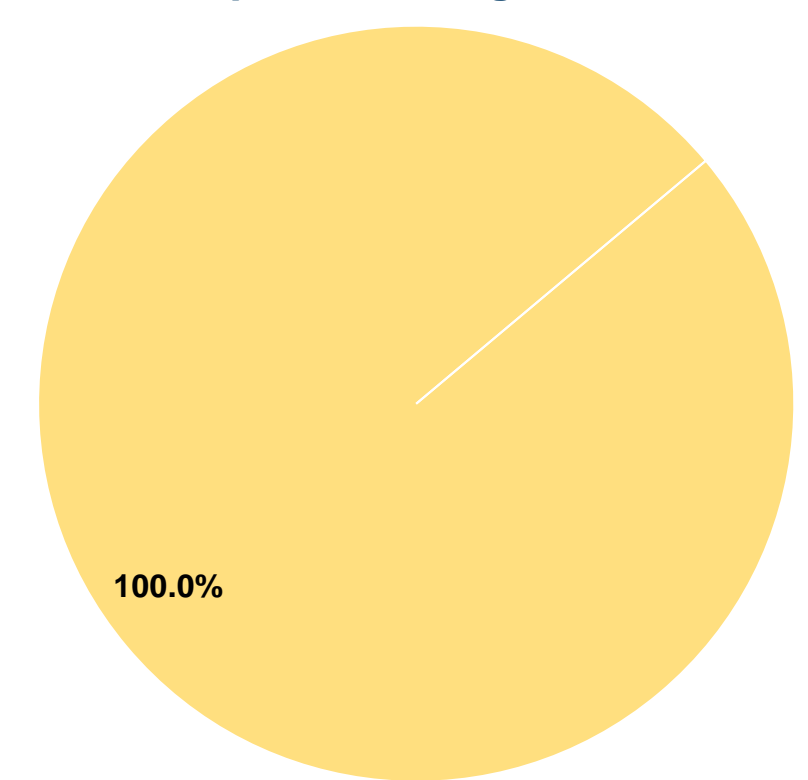
Sources of Capital Funds Expended

Fare Revenues	\$0	0.0%
Local Funds	\$0	0.0%
State Funds	\$0	0.0%
Federal Assistance	\$1,221	100.0%
Other Funds	\$0	0.0%
Total Capital Funds Expended	\$1,221	100.0%

Operating Funding Sources



Capital Funding Sources



Modal Characteristics

Operation Characteristics

Vehicles Operated at Maximum Service

Mode	Directly Operated	Purchased Transportation	Operating Expenses	Fare Revenues	Uses of Capital Funds	Annual Unlinked Trips	Annual Vehicle Revenue Miles	Annual Vehicle Revenue Hours
Demand Response	4	-	\$367,557	\$50,125	\$1,221	27,360	60,201	7,689
Total	4	-	\$367,557	\$50,125	\$1,221	27,360	60,201	7,689

Performance Measures

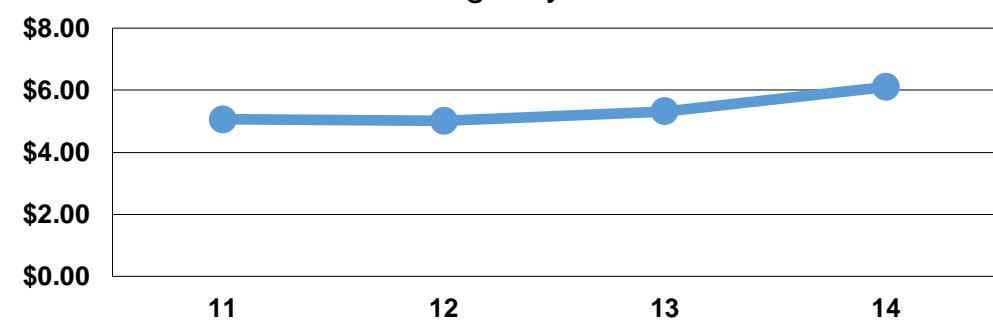
Service Efficiency

Mode	Operating Expenses per Vehicle Revenue Mile	Operating Expenses per Vehicle Revenue Hour
Demand Response	\$6.11	\$47.80
Total	\$6.11	\$47.80

Service Effectiveness

Mode	Operating Expenses per Unlinked Passenger Trip	Unlinked Trips per Vehicle Revenue Mile	Unlinked Trips per Vehicle Revenue Hour
Demand Response	\$13.43	0.5	3.6
Total	\$13.43	0.5	3.6

Operating Expense per Vehicle Revenue Mile: Agency Total



Unlinked Passenger Trips per Vehicle Revenue Mile: Agency Total

