

Kalkaska Public Transit Authority (KPTA)

2014 Annual Agency Profile

General Information

Service Consumption

109,527 Annual Unlinked Trips (UPT)

Service Supplied

185,133 Annual Vehicle Revenue Miles (VRM)

10,225 Annual Vehicle Revenue Hours (VRH)

Summary of Operating Expenses (OE)

\$774,014 Total Operating Expenses

Database Information

NTDID: 5R03-50282

Reporter Type: Rural General Public Transit

Financial Information

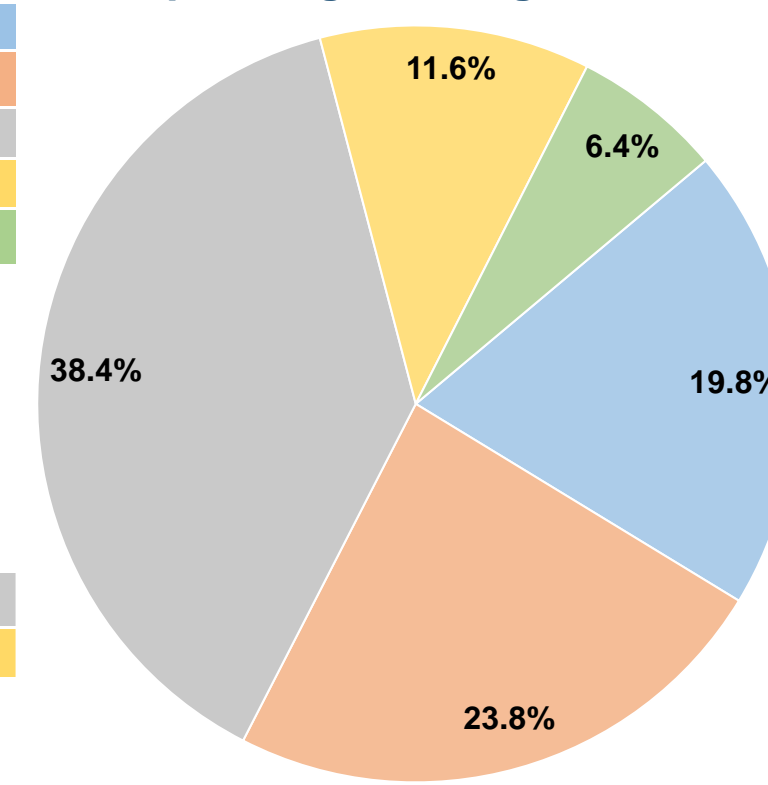
Sources of Operating Funds Expended

Fare Revenues	\$153,416	19.8%
Local Funds	\$184,463	23.8%
State Funds	\$297,042	38.4%
Federal Assistance	\$89,466	11.6%
Other Funds	\$49,627	6.4%
Total Operating Funds Expended	\$774,014	100.0%

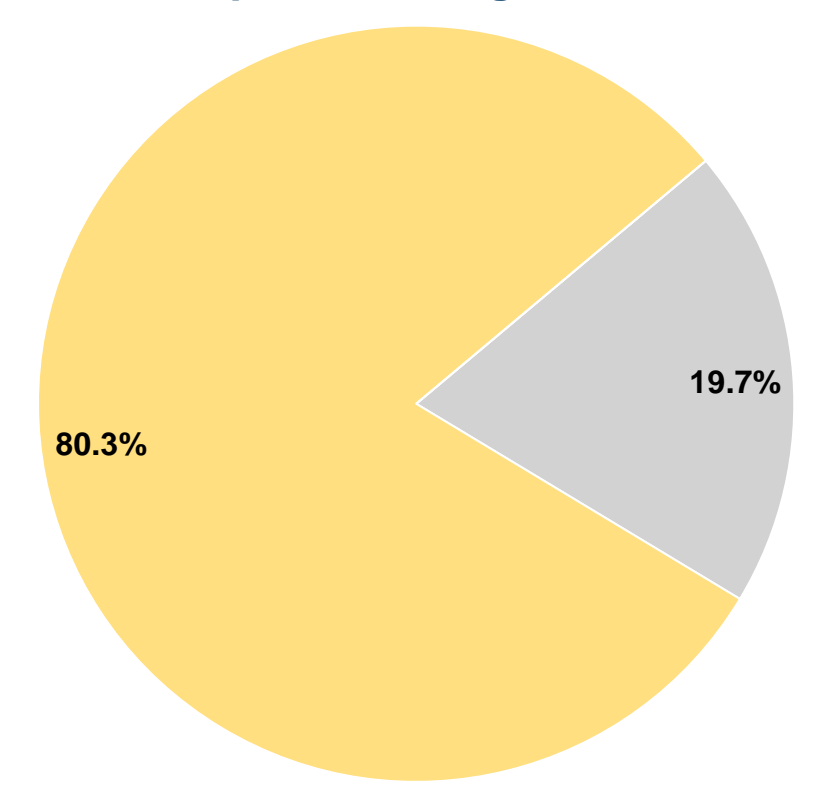
Sources of Capital Funds Expended

Fare Revenues	\$0	0.0%
Local Funds	\$0	0.0%
State Funds	\$24,194	19.7%
Federal Assistance	\$98,316	80.3%
Other Funds	\$0	0.0%
Total Capital Funds Expended	\$122,510	100.0%

Operating Funding Sources



Capital Funding Sources



Modal Characteristics

Operation Characteristics

Vehicles Operated at Maximum Service

Mode	Directly Operated	Purchased Transportation	Operating Expenses	Fare Revenues	Uses of Capital Funds	Annual Unlinked Trips	Annual Vehicle Revenue Miles	Annual Vehicle Revenue Hours
Demand Response	18	-	\$774,014	\$153,416	\$122,510	109,527	185,133	10,225
Total	18	-	\$774,014	\$153,416	\$122,510	109,527	185,133	10,225

Performance Measures

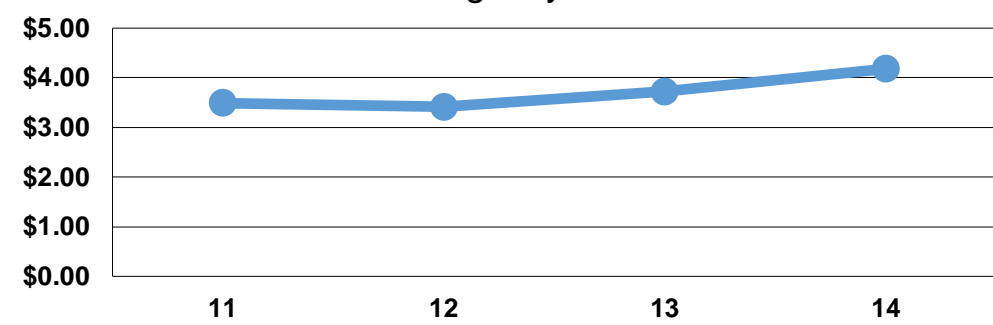
Service Efficiency

Mode	Operating Expenses per Vehicle Revenue Mile	Operating Expenses per Vehicle Revenue Hour
Demand Response	\$4.18	\$75.70
Total	\$4.18	\$75.70

Service Effectiveness

Mode	Operating Expenses per Unlinked Passenger Trip	Unlinked Trips per Vehicle Revenue Mile	Unlinked Trips per Vehicle Revenue Hour
Demand Response	\$7.07	0.6	10.7
Total	\$7.07	0.6	10.7

Operating Expense per Vehicle Revenue Mile: Agency Total



Unlinked Passenger Trips per Vehicle Revenue Mile: Agency Total

