

# Cass County Transportation Authority

2014 Annual Agency Profile

120 North Broadway Street  
Cassopolis, MI 49031

Administrator: Ms. Sharon Edgar  
517-373-0470

## General Information

## Financial Information

### Service Consumption

27,123 Annual Unlinked Trips (UPT)

### Service Supplied

270,328 Annual Vehicle Revenue Miles (VRM)

12,287 Annual Vehicle Revenue Hours (VRH)

### Summary of Operating Expenses (OE)

\$686,810 Total Operating Expenses

### Database Information

NTDID: 5R03-50310

Reporter Type: Rural General Public Transit

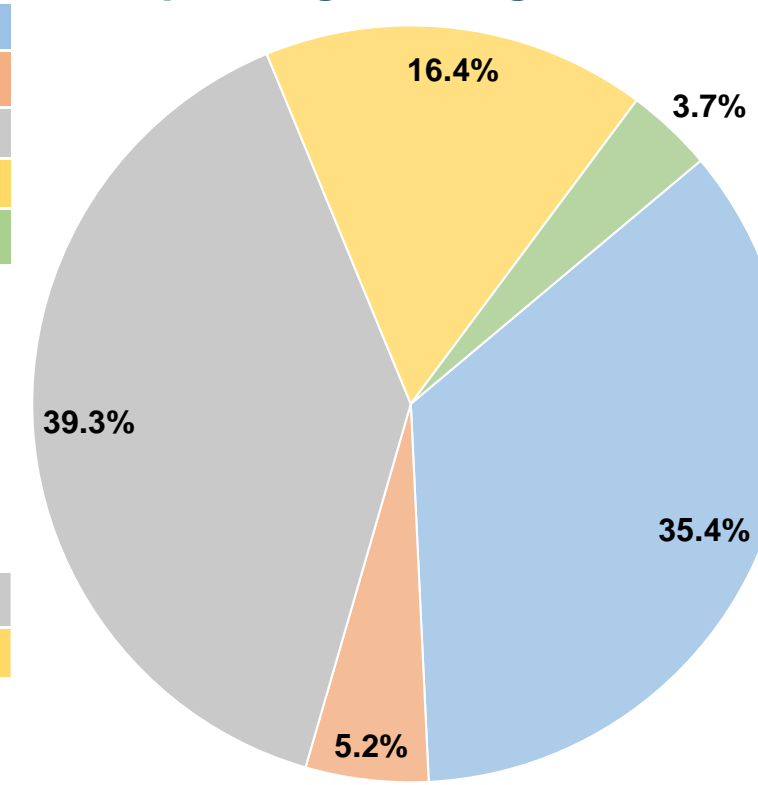
### Sources of Operating Funds Expended

Fare Revenues	\$242,819	35.4%
Local Funds	\$36,000	5.2%
State Funds	\$269,916	39.3%
Federal Assistance	\$112,605	16.4%
Other Funds	\$25,470	3.7%
<b>Total Operating Funds Expended</b>	<b>\$686,810</b>	<b>100.0%</b>

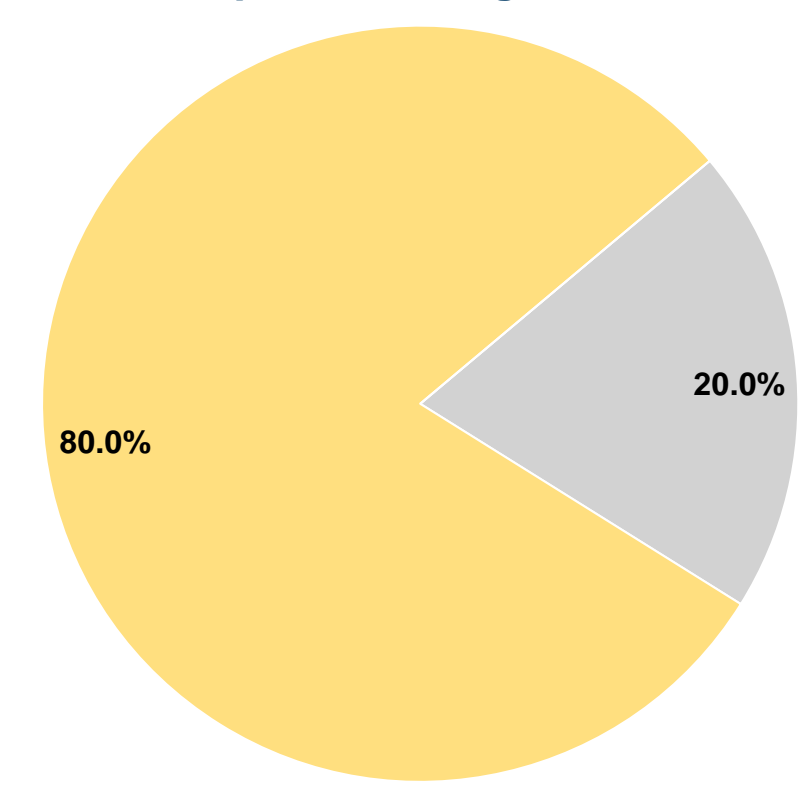
### Sources of Capital Funds Expended

Fare Revenues	\$0	0.0%
Local Funds	\$0	0.0%
State Funds	\$15,315	20.0%
Federal Assistance	\$61,259	80.0%
Other Funds	\$0	0.0%
<b>Total Capital Funds Expended</b>	<b>\$76,574</b>	<b>100.0%</b>

### Operating Funding Sources



### Capital Funding Sources



## Modal Characteristics

### Operation Characteristics

#### Vehicles Operated at Maximum Service

Mode	Directly Operated	Purchased Transportation	Operating Expenses	Fare Revenues	Uses of Capital Funds	Annual Unlinked Trips	Annual Vehicle Revenue Miles	Annual Vehicle Revenue Hours
Demand Response	-	10	\$686,810	\$242,819	\$76,574	27,123	270,328	12,287
<b>Total</b>	<b>-</b>	<b>10</b>	<b>\$686,810</b>	<b>\$242,819</b>	<b>\$76,574</b>	<b>27,123</b>	<b>270,328</b>	<b>12,287</b>

### Performance Measures

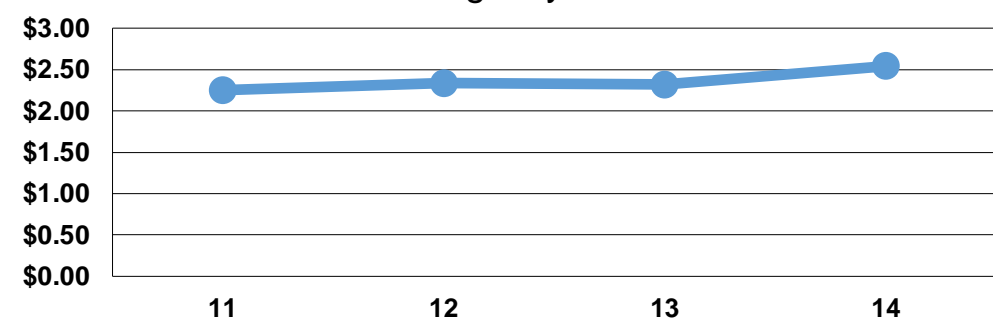
#### Service Efficiency

Mode	Operating Expenses per Vehicle Revenue Mile	Operating Expenses per Vehicle Revenue Hour
Demand Response	\$2.54	\$55.90
<b>Total</b>	<b>\$2.54</b>	<b>\$55.90</b>

#### Service Effectiveness

Mode	Operating Expenses per Unlinked Passenger Trip	Unlinked Trips per Vehicle Revenue Mile	Unlinked Trips per Vehicle Revenue Hour
Demand Response	\$25.32	0.1	2.2
<b>Total</b>	<b>\$25.32</b>	<b>0.1</b>	<b>2.2</b>

Operating Expense per Vehicle Revenue Mile: Agency Total



Unlinked Passenger Trips per Vehicle Revenue Mile: Agency Total

