

# Charlevoix County Public Transportation (CCPT)

2014 Annual Agency Profile

## General Information

### Service Consumption

117,344 Annual Unlinked Trips (UPT)

### Service Supplied

527,621 Annual Vehicle Revenue Miles (VRM)

31,204 Annual Vehicle Revenue Hours (VRH)

### Summary of Operating Expenses (OE)

\$1,657,342 Total Operating Expenses

### Database Information

NTDID: 5R03-50313

Reporter Type: Rural General Public Transit

## Financial Information

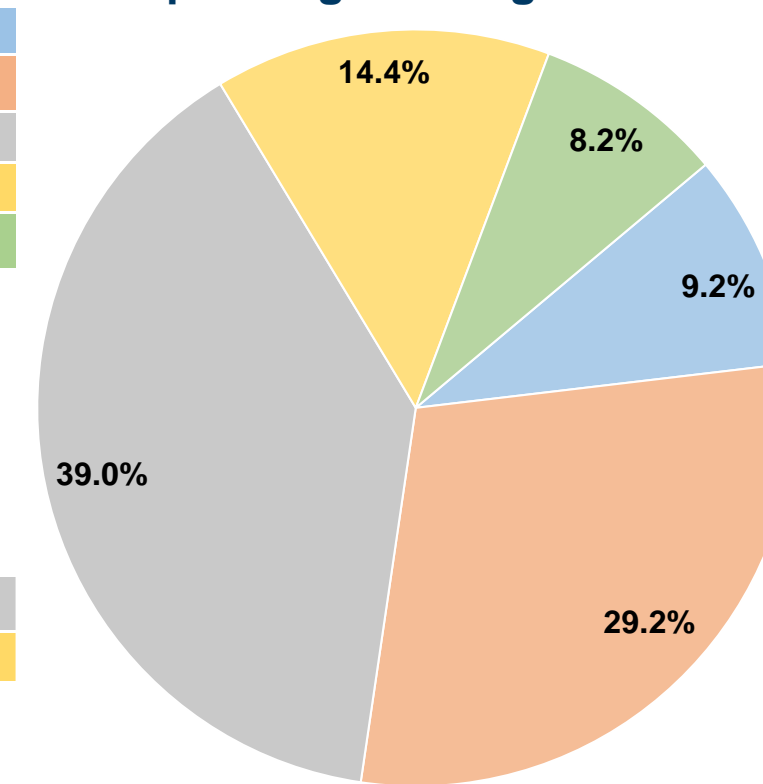
### Sources of Operating Funds Expended

Fare Revenues	\$153,008	9.2%
Local Funds	\$484,001	29.2%
State Funds	\$646,905	39.0%
Federal Assistance	\$238,053	14.4%
Other Funds	\$135,375	8.2%
<b>Total Operating Funds Expended</b>	<b>\$1,657,342</b>	<b>100.0%</b>

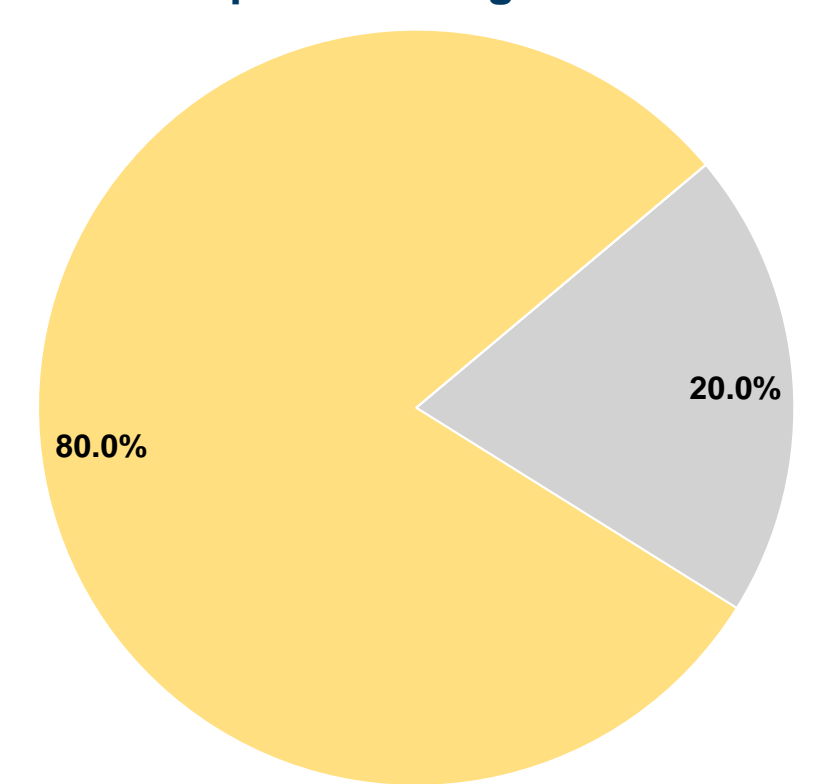
### Sources of Capital Funds Expended

Fare Revenues	\$0	0.0%
Local Funds	\$0	0.0%
State Funds	\$11,000	20.0%
Federal Assistance	\$43,999	80.0%
Other Funds	\$0	0.0%
<b>Total Capital Funds Expended</b>	<b>\$54,999</b>	<b>100.0%</b>

### Operating Funding Sources



### Capital Funding Sources



## Modal Characteristics

### Operation Characteristics

#### Vehicles Operated at Maximum Service

Mode	Directly Operated	Purchased Transportation	Operating Expenses	Fare Revenues	Uses of Capital Funds	Annual Unlinked Trips	Annual Vehicle Revenue Miles	Annual Vehicle Revenue Hours
Demand Response	17	-	\$1,657,342	\$153,008	\$54,999	117,344	527,621	31,204
<b>Total</b>	<b>17</b>	<b>-</b>	<b>\$1,657,342</b>	<b>\$153,008</b>	<b>\$54,999</b>	<b>117,344</b>	<b>527,621</b>	<b>31,204</b>

### Performance Measures

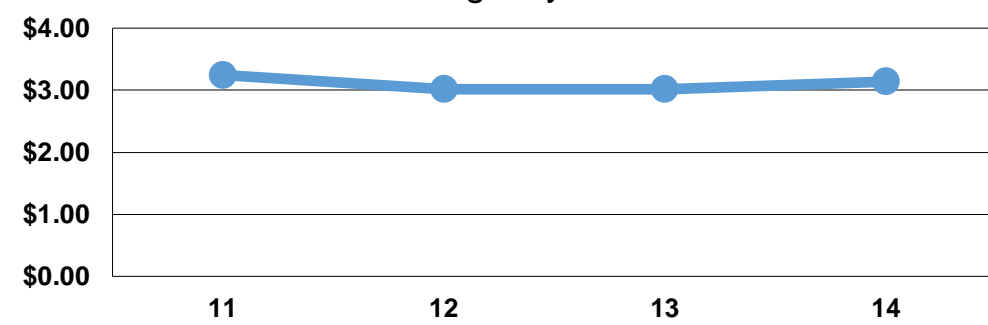
#### Service Efficiency

Mode	Operating Expenses per Vehicle Revenue Mile	Operating Expenses per Vehicle Revenue Hour
Demand Response	\$3.14	\$53.11
<b>Total</b>	<b>\$3.14</b>	<b>\$53.11</b>

#### Service Effectiveness

Mode	Operating Expenses per Unlinked Passenger Trip	Unlinked Trips per Vehicle Revenue Mile	Unlinked Trips per Vehicle Revenue Hour
Demand Response	\$14.12	0.2	3.8
<b>Total</b>	<b>\$14.12</b>	<b>0.2</b>	<b>3.8</b>

Operating Expense per Vehicle Revenue Mile: Agency Total



Unlinked Passenger Trips per Vehicle Revenue Mile: Agency Total

