

# Delta Area Transit Authority (DATA)

2014 Annual Agency Profile

## General Information

### Service Consumption

112,982 Annual Unlinked Trips (UPT)

### Service Supplied

366,117 Annual Vehicle Revenue Miles (VRM)

21,620 Annual Vehicle Revenue Hours (VRH)

### Summary of Operating Expenses (OE)

\$1,208,172 Total Operating Expenses

### Database Information

NTDID: 5R03-50356

Reporter Type: Rural General Public Transit

## Financial Information

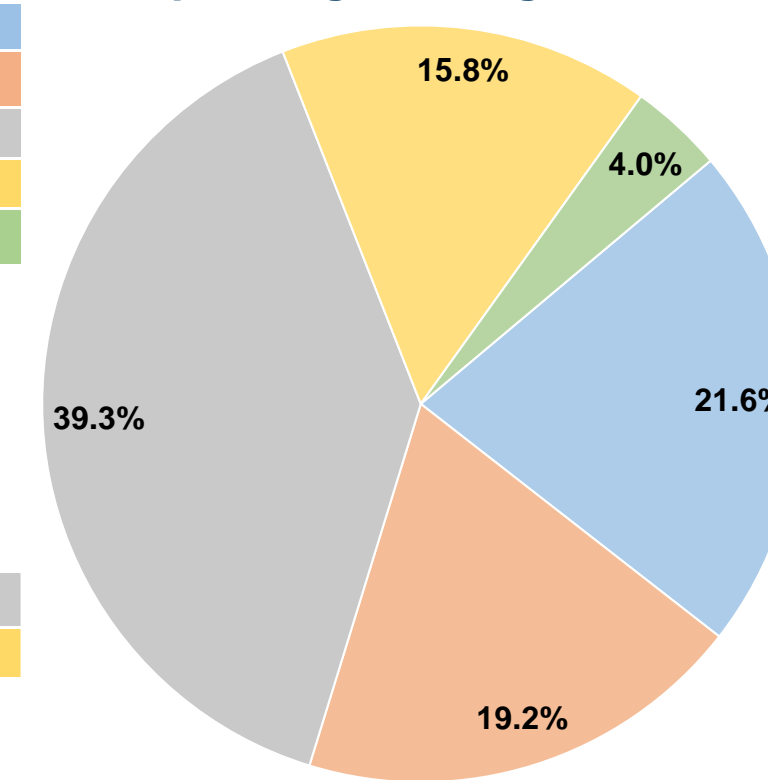
### Sources of Operating Funds Expended

Fare Revenues	\$261,562	21.6%
Local Funds	\$232,165	19.2%
State Funds	\$474,812	39.3%
Federal Assistance	\$191,373	15.8%
Other Funds	\$48,260	4.0%
<b>Total Operating Funds Expended</b>	<b>\$1,208,172</b>	<b>100.0%</b>

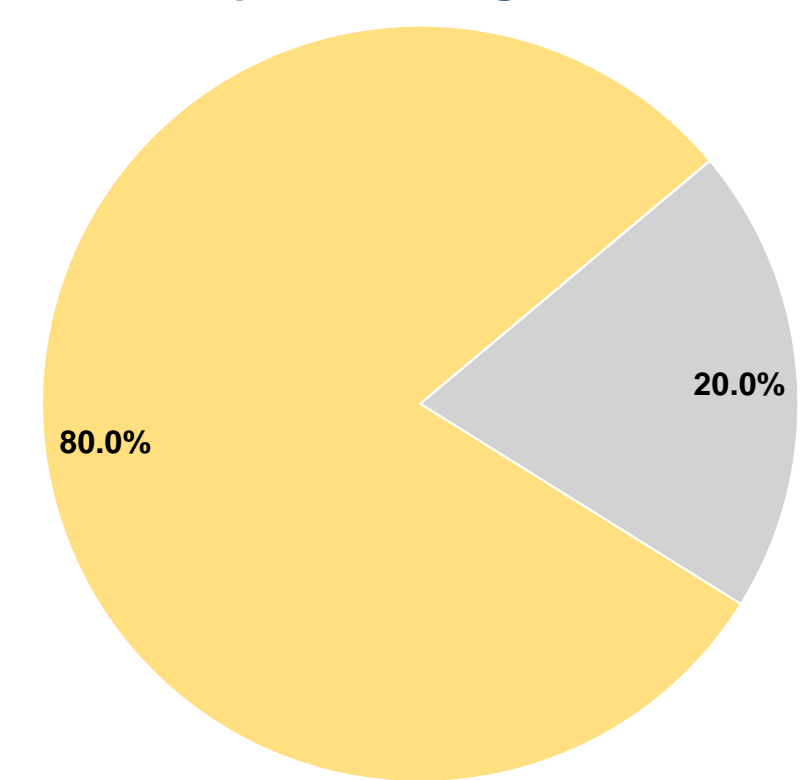
### Sources of Capital Funds Expended

Fare Revenues	\$0	0.0%
Local Funds	\$0	0.0%
State Funds	\$7,200	20.0%
Federal Assistance	\$28,801	80.0%
Other Funds	\$0	0.0%
<b>Total Capital Funds Expended</b>	<b>\$36,001</b>	<b>100.0%</b>

### Operating Funding Sources



### Capital Funding Sources



## Modal Characteristics

### Operation Characteristics

#### Vehicles Operated at Maximum Service

Mode	Directly Operated	Purchased Transportation	Operating Expenses	Fare Revenues	Uses of Capital Funds	Annual Unlinked Trips	Annual Vehicle Revenue Miles	Annual Vehicle Revenue Hours
Demand Response	16	-	\$1,208,172	\$261,562	\$36,001	112,982	366,117	21,620
<b>Total</b>	<b>16</b>	<b>-</b>	<b>\$1,208,172</b>	<b>\$261,562</b>	<b>\$36,001</b>	<b>112,982</b>	<b>366,117</b>	<b>21,620</b>

### Performance Measures

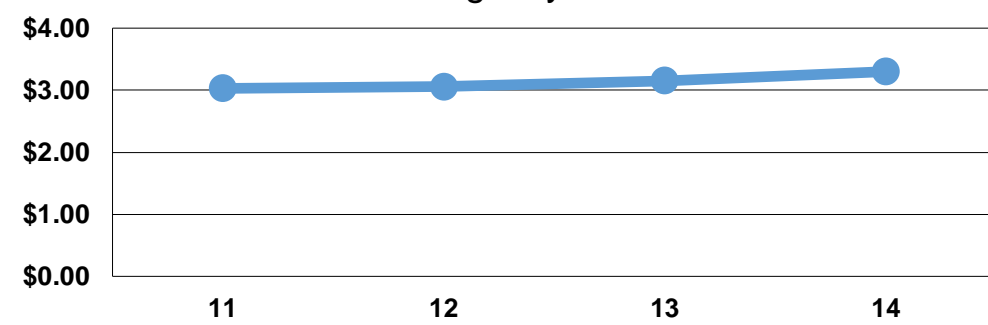
#### Service Efficiency

Mode	Operating Expenses per Vehicle Revenue Mile	Operating Expenses per Vehicle Revenue Hour
Demand Response	\$3.30	\$55.88
<b>Total</b>	<b>\$3.30</b>	<b>\$55.88</b>

#### Service Effectiveness

Mode	Operating Expenses per Unlinked Passenger Trip	Unlinked Trips per Vehicle Revenue Mile	Unlinked Trips per Vehicle Revenue Hour
Demand Response	\$10.69	0.3	5.2
<b>Total</b>	<b>\$10.69</b>	<b>0.3</b>	<b>5.2</b>

Operating Expense per Vehicle Revenue Mile: Agency Total



Unlinked Passenger Trips per Vehicle Revenue Mile: Agency Total

