

# Mecosta Osceola Transit Authority (MOTA)

2014 Annual Agency Profile

## General Information

### Service Consumption

60,828 Annual Unlinked Trips (UPT)

### Service Supplied

272,701 Annual Vehicle Revenue Miles (VRM)

11,876 Annual Vehicle Revenue Hours (VRH)

### Summary of Operating Expenses (OE)

\$744,171 Total Operating Expenses

### Database Information

NTDID: 5R03-50416

Reporter Type: Rural General Public Transit

## Financial Information

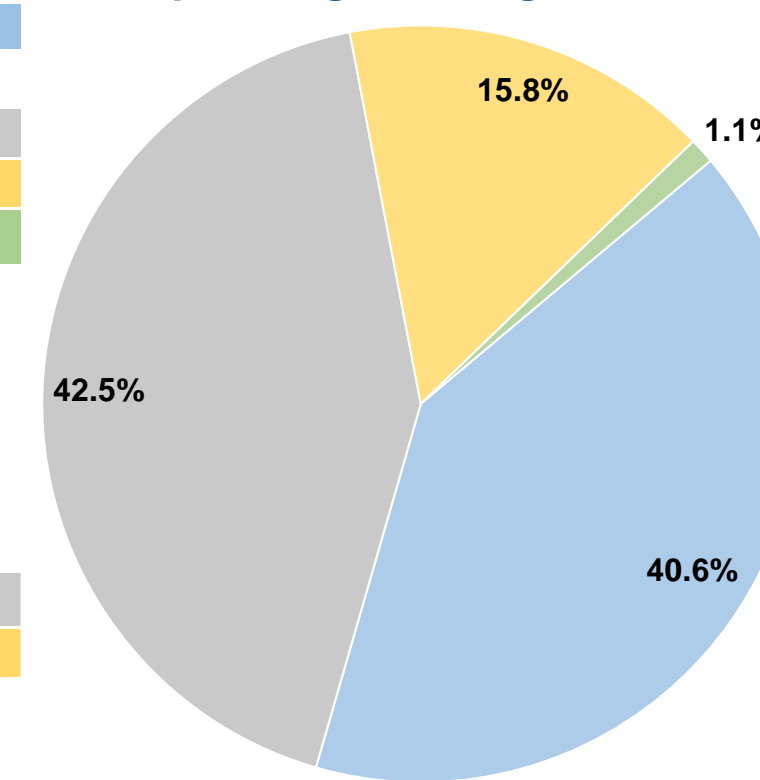
### Sources of Operating Funds Expended

Fare Revenues	\$301,993	40.6%
Local Funds	\$0	0.0%
State Funds	\$316,429	42.5%
Federal Assistance	\$117,604	15.8%
Other Funds	\$8,145	1.1%
<b>Total Operating Funds Expended</b>	<b>\$744,171</b>	<b>100.0%</b>

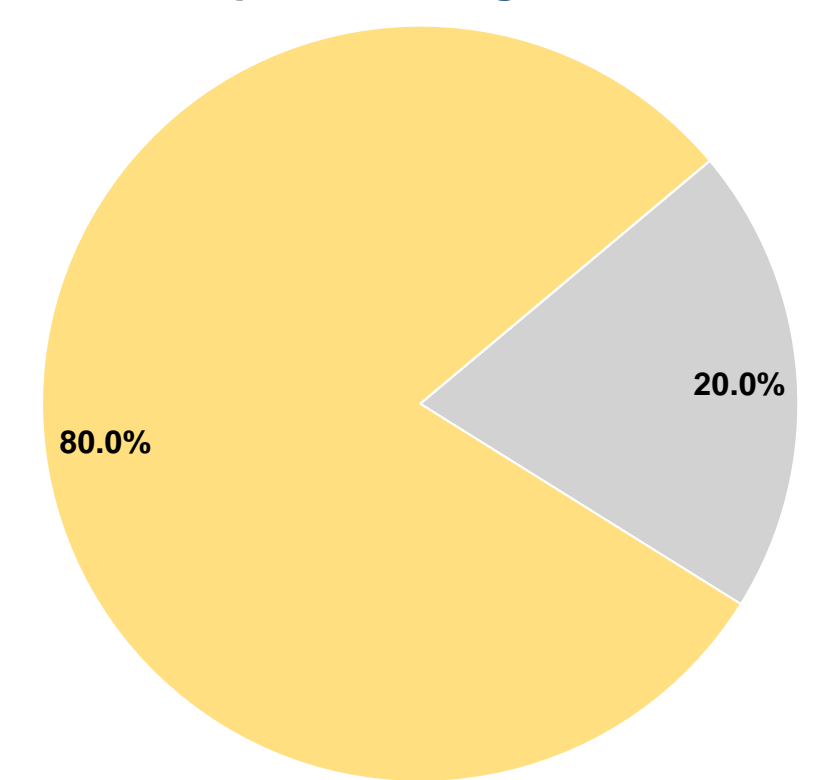
### Sources of Capital Funds Expended

Fare Revenues	\$0	0.0%
Local Funds	\$0	0.0%
State Funds	\$127,394	20.0%
Federal Assistance	\$509,574	80.0%
Other Funds	\$0	0.0%
<b>Total Capital Funds Expended</b>	<b>\$636,968</b>	<b>100.0%</b>

### Operating Funding Sources



### Capital Funding Sources



## Modal Characteristics

### Operation Characteristics

#### Vehicles Operated at Maximum Service

Mode	Directly Operated	Purchased Transportation	Operating Expenses	Fare Revenues	Uses of Capital Funds	Annual Unlinked Trips	Annual Vehicle Revenue Miles	Annual Vehicle Revenue Hours
Demand Response	9	-	\$744,171	\$301,993	\$636,968	60,828	272,701	11,876
<b>Total</b>	<b>9</b>	<b>-</b>	<b>\$744,171</b>	<b>\$301,993</b>	<b>\$636,968</b>	<b>60,828</b>	<b>272,701</b>	<b>11,876</b>

### Performance Measures

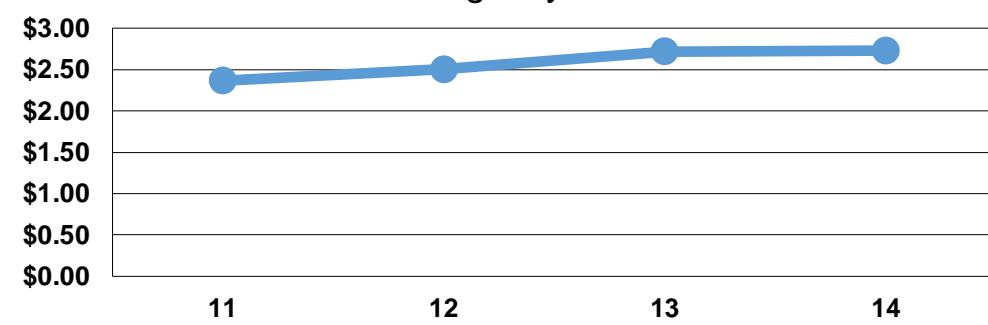
#### Service Efficiency

Mode	Operating Expenses per Vehicle Revenue Mile	Operating Expenses per Vehicle Revenue Hour
Demand Response	\$2.73	\$62.66
<b>Total</b>	<b>\$2.73</b>	<b>\$62.66</b>

#### Service Effectiveness

Mode	Operating Expenses per Unlinked Passenger Trip	Unlinked Trips per Vehicle Revenue Mile	Unlinked Trips per Vehicle Revenue Hour
Demand Response	\$12.23	0.2	5.1
<b>Total</b>	<b>\$12.23</b>	<b>0.2</b>	<b>5.1</b>

Operating Expense per Vehicle Revenue Mile: Agency Total



Unlinked Passenger Trips per Vehicle Revenue Mile: Agency Total

