

Ludington Mass Transportation Authority (LMTA)

2014 Annual Agency Profile

5545 W. Carr St.
Ludington, MI 49431

Administrator: Ms. Sharon Edgar
517-373-0470

General Information

Service Consumption

193,864 Annual Unlinked Trips (UPT)

Service Supplied

413,402 Annual Vehicle Revenue Miles (VRM)

33,269 Annual Vehicle Revenue Hours (VRH)

Summary of Operating Expenses (OE)

\$1,763,059 Total Operating Expenses

Database Information

NTDID: 5R03-50459

Reporter Type: Rural General Public Transit

Financial Information

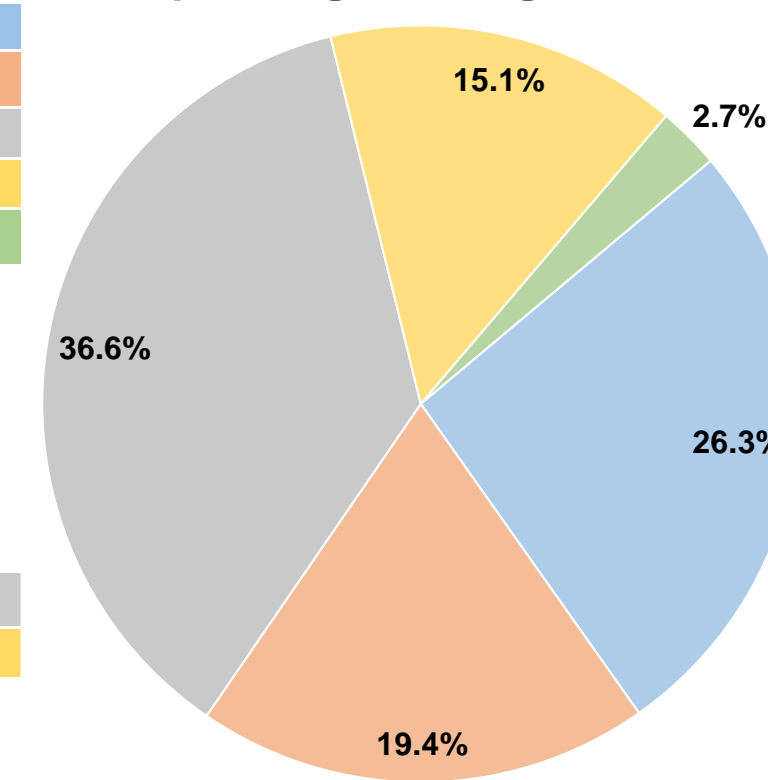
Sources of Operating Funds Expended

Fare Revenues	\$464,182	26.3%
Local Funds	\$341,322	19.4%
State Funds	\$645,060	36.6%
Federal Assistance	\$265,671	15.1%
Other Funds	\$46,824	2.7%
Total Operating Funds Expended	\$1,763,059	100.0%

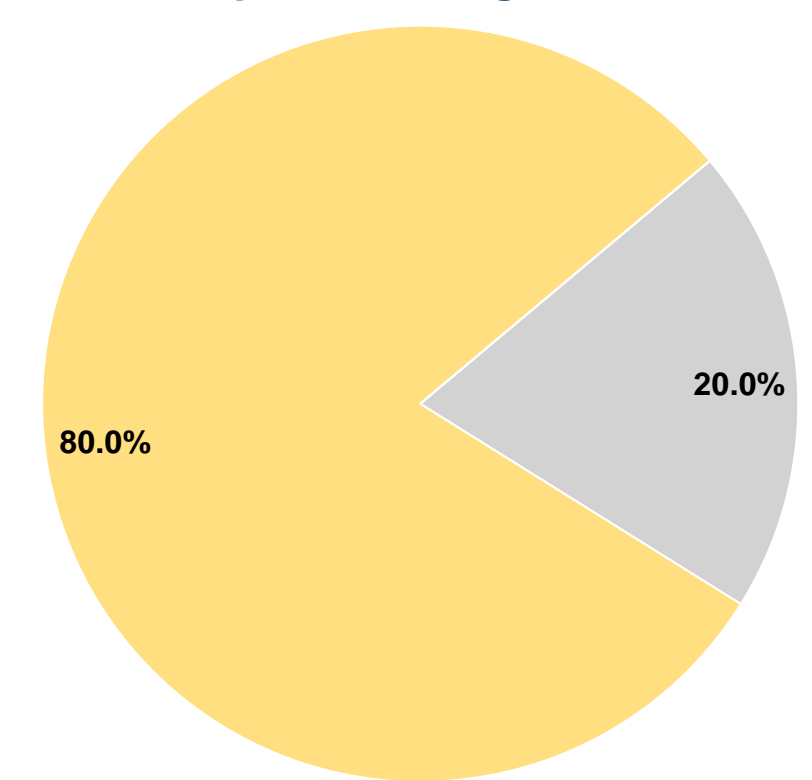
Sources of Capital Funds Expended

Fare Revenues	\$0	0.0%
Local Funds	\$0	0.0%
State Funds	\$45,925	20.0%
Federal Assistance	\$183,700	80.0%
Other Funds	\$0	0.0%
Total Capital Funds Expended	\$229,625	100.0%

Operating Funding Sources



Capital Funding Sources



Modal Characteristics

Operation Characteristics

Vehicles Operated at Maximum Service

Mode	Directly Operated	Purchased Transportation	Operating Expenses	Fare Revenues	Uses of Capital Funds	Annual Unlinked Trips	Annual Vehicle Revenue Miles	Annual Vehicle Revenue Hours
Demand Response	19	-	\$1,763,059	\$464,182	\$229,625	193,864	413,402	33,269
Total	19	-	\$1,763,059	\$464,182	\$229,625	193,864	413,402	33,269

Performance Measures


Service Efficiency

Mode	Operating Expenses per Vehicle Revenue Mile	Operating Expenses per Vehicle Revenue Hour
Demand Response	\$4.26	\$52.99
Total	\$4.26	\$52.99

Service Effectiveness

Mode	Operating Expenses per Unlinked Passenger Trip	Unlinked Trips per Vehicle Revenue Mile	Unlinked Trips per Vehicle Revenue Hour
Demand Response	\$9.09	0.5	5.8
Total	\$9.09	0.5	5.8

Operating Expense per Vehicle Revenue Mile: Agency Total



Unlinked Passenger Trips per Vehicle Revenue Mile: Agency Total

