

Yates Township Transportation System

2014 Annual Agency Profile

General Information

Service Consumption

197,396 Annual Unlinked Trips (UPT)

Service Supplied

459,878 Annual Vehicle Revenue Miles (VRM)

29,508 Annual Vehicle Revenue Hours (VRH)

Summary of Operating Expenses (OE)

\$1,542,177 Total Operating Expenses

Database Information

NTDID: 5R03-50476

Reporter Type: Rural General Public Transit

Financial Information

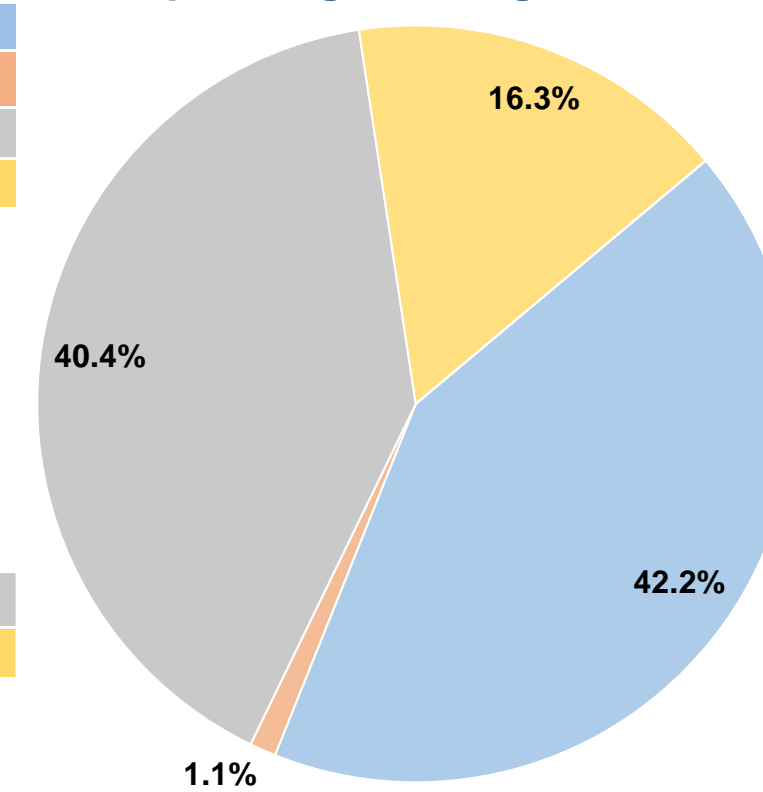
Sources of Operating Funds Expended

Fare Revenues	\$650,441	42.2%
Local Funds	\$17,365	1.1%
State Funds	\$623,123	40.4%
Federal Assistance	\$251,248	16.3%
Other Funds	\$0	0.0%
Total Operating Funds Expended	\$1,542,177	100.0%

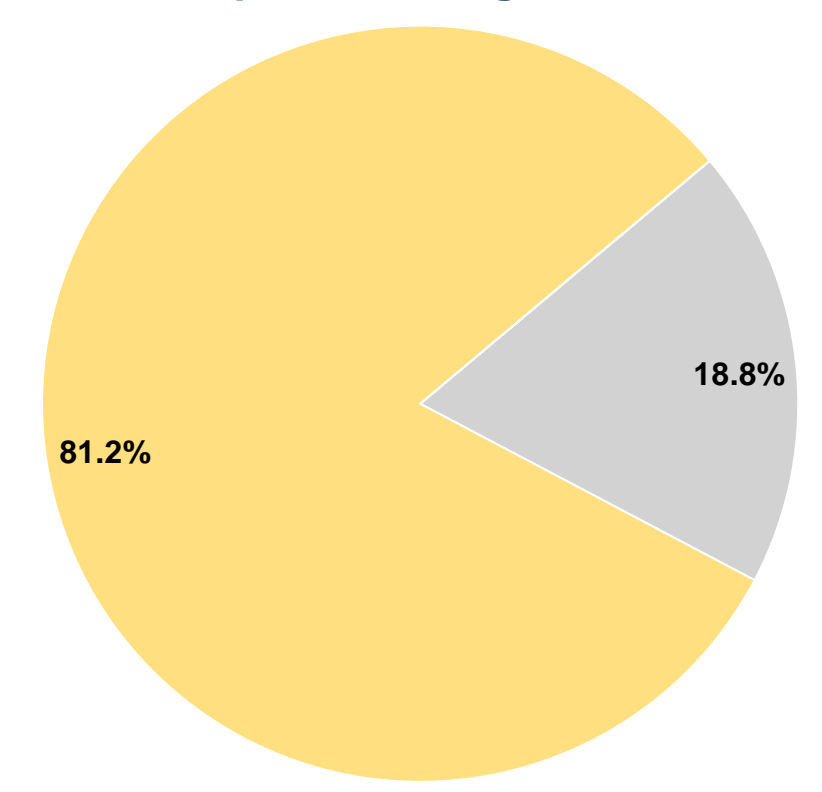
Sources of Capital Funds Expended

Fare Revenues	\$0	0.0%
Local Funds	\$0	0.0%
State Funds	\$6,645	18.8%
Federal Assistance	\$28,629	81.2%
Other Funds	\$0	0.0%
Total Capital Funds Expended	\$35,274	100.0%

Operating Funding Sources



Capital Funding Sources



Modal Characteristics

Operation Characteristics

Vehicles Operated at Maximum Service

Mode	Directly Operated	Purchased Transportation	Operating Expenses	Fare Revenues	Uses of Capital Funds	Annual Unlinked Trips	Annual Vehicle Revenue Miles	Annual Vehicle Revenue Hours
Demand Response	20	-	\$1,542,177	\$650,441	\$35,274	197,396	459,878	29,508
Total	20	-	\$1,542,177	\$650,441	\$35,274	197,396	459,878	29,508

Performance Measures

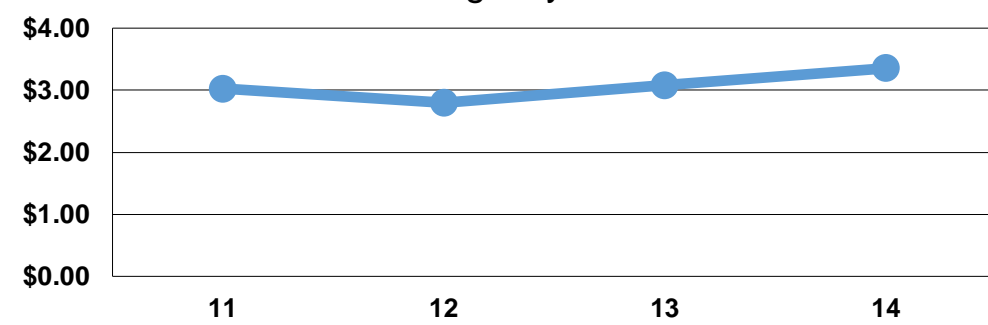
Service Efficiency

Mode	Operating Expenses per Vehicle Revenue Mile	Operating Expenses per Vehicle Revenue Hour
Demand Response	\$3.35	\$52.26
Total	\$3.35	\$52.26

Service Effectiveness

Mode	Operating Expenses per Unlinked Passenger Trip	Unlinked Trips per Vehicle Revenue Mile	Unlinked Trips per Vehicle Revenue Hour
Demand Response	\$7.81	0.4	6.7
Total	\$7.81	0.4	6.7

Operating Expense per Vehicle Revenue Mile: Agency Total



Unlinked Passenger Trips per Vehicle Revenue Mile: Agency Total

