

General Information

Financial Information

Service Consumption

49,970 Annual Unlinked Trips (UPT)

Service Supplied

95,289 Annual Vehicle Revenue Miles (VRM)

8,063 Annual Vehicle Revenue Hours (VRH)

Summary of Operating Expenses (OE)

\$416,666 Total Operating Expenses

Database Information

NTDID: 5R03-50514

Reporter Type: Rural General Public Transit

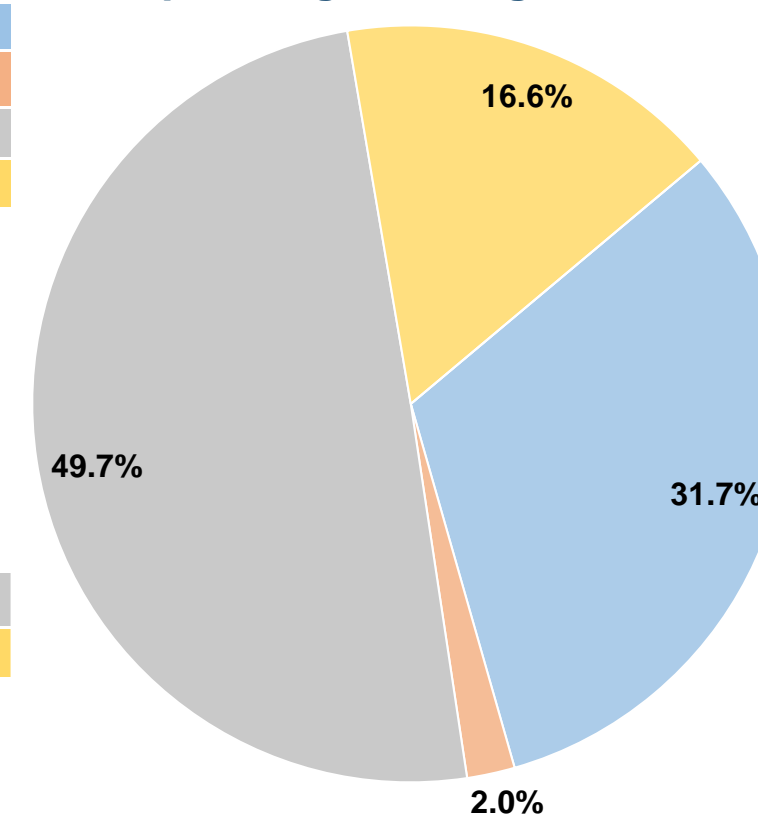
Sources of Operating Funds Expended

Fare Revenues	\$132,025	31.7%
Local Funds	\$8,517	2.0%
State Funds	\$207,056	49.7%
Federal Assistance	\$69,068	16.6%
Other Funds	\$0	0.0%
Total Operating Funds Expended	\$416,666	100.0%

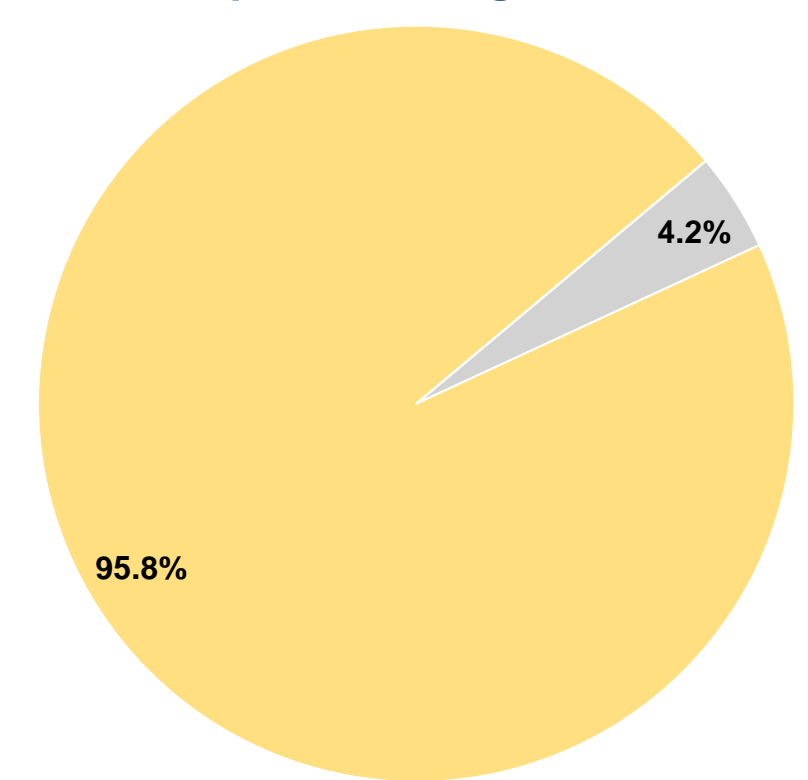
Sources of Capital Funds Expended

Fare Revenues	\$0	0.0%
Local Funds	\$0	0.0%
State Funds	\$3,558	4.2%
Federal Assistance	\$80,771	95.8%
Other Funds	\$0	0.0%
Total Capital Funds Expended	\$84,329	100.0%

Operating Funding Sources



Capital Funding Sources



Modal Characteristics

Operation Characteristics

Vehicles Operated at Maximum Service

Mode	Directly Operated	Purchased Transportation	Operating Expenses	Fare Revenues	Uses of Capital Funds	Annual Unlinked Trips	Annual Vehicle Revenue Miles	Annual Vehicle Revenue Hours
Demand Response	7	-	\$416,666	\$132,025	\$84,329	49,970	95,289	8,063
Total	7	-	\$416,666	\$132,025	\$84,329	49,970	95,289	8,063

Performance Measures

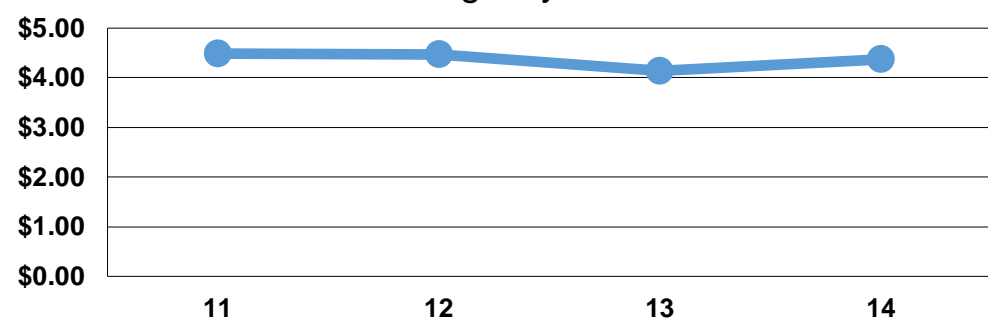
Service Efficiency

Mode	Operating Expenses per Vehicle Revenue Mile	Operating Expenses per Vehicle Revenue Hour
Demand Response	\$4.37	\$51.68
Total	\$4.37	\$51.68

Service Effectiveness

Mode	Operating Expenses per Unlinked Passenger Trip	Unlinked Trips per Vehicle Revenue Mile	Unlinked Trips per Vehicle Revenue Hour
Demand Response	\$8.34	0.5	6.2
Total	\$8.34	0.5	6.2

Operating Expense per Vehicle Revenue Mile: Agency Total



Unlinked Passenger Trips per Vehicle Revenue Mile: Agency Total

