

General Information

Financial Information

Service Consumption

63,823 Annual Unlinked Trips (UPT)

Service Supplied

465,670 Annual Vehicle Revenue Miles (VRM)
 21,188 Annual Vehicle Revenue Hours (VRH)

Summary of Operating Expenses (OE)

\$1,111,518 Total Operating Expenses

Database Information

NTDID: 5R04-50264

Reporter Type: Rural General Public Transit

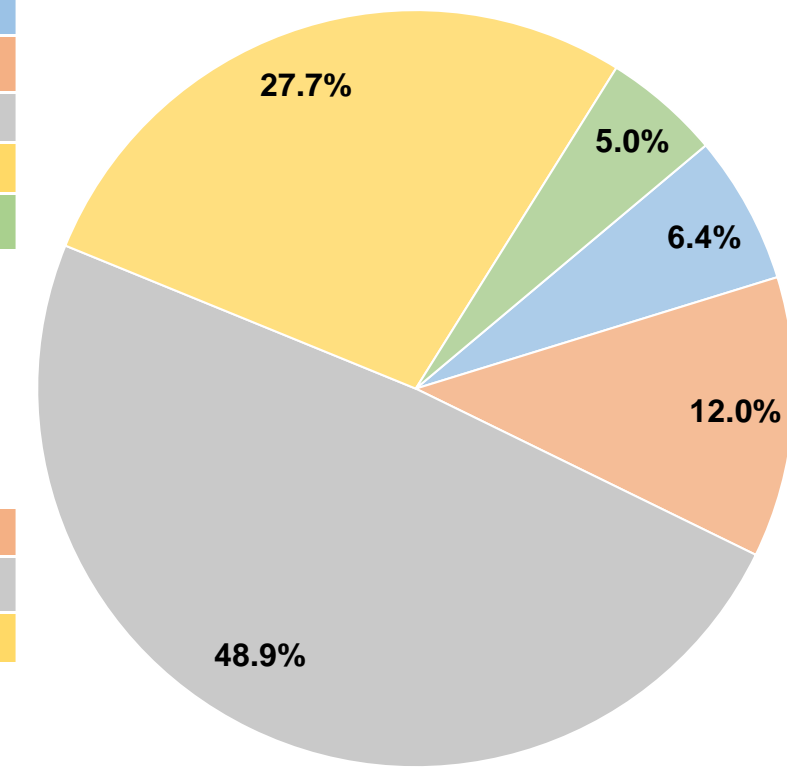
Sources of Operating Funds Expended

| | | |
|---------------------------------------|--------------------|---------------|
| Fare Revenues | \$70,587 | 6.4% |
| Local Funds | \$133,353 | 12.0% |
| State Funds | \$543,895 | 48.9% |
| Federal Assistance | \$308,159 | 27.7% |
| Other Funds | \$55,524 | 5.0% |
| Total Operating Funds Expended | \$1,111,518 | 100.0% |

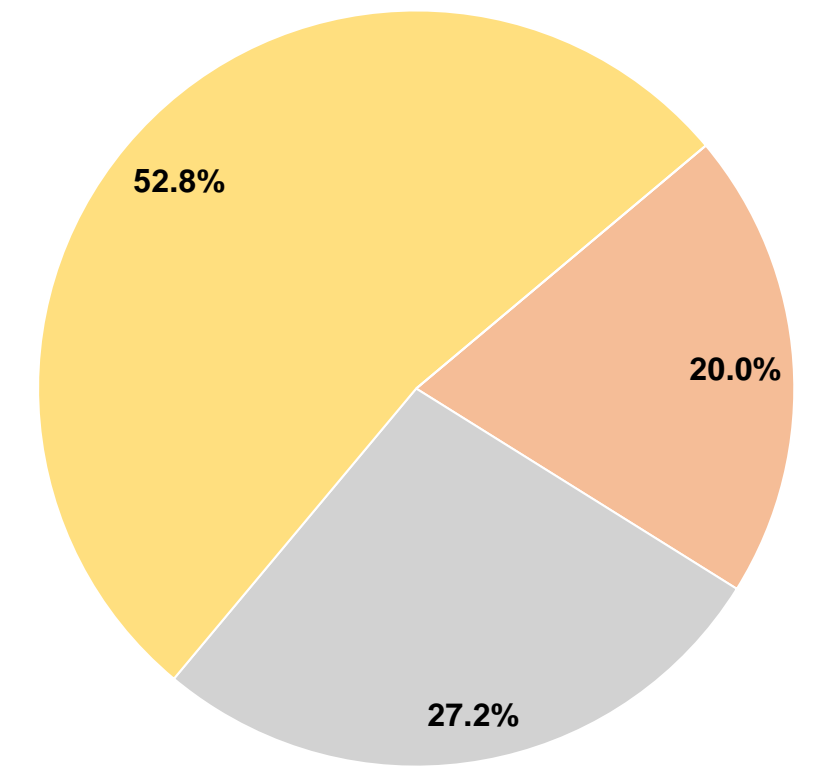
Sources of Capital Funds Expended

| | | |
|-------------------------------------|------------------|---------------|
| Fare Revenues | \$0 | 0.0% |
| Local Funds | \$43,942 | 20.0% |
| State Funds | \$59,721 | 27.2% |
| Federal Assistance | \$116,049 | 52.8% |
| Other Funds | \$0 | 0.0% |
| Total Capital Funds Expended | \$219,712 | 100.0% |

Operating Funding Sources



Capital Funding Sources



Modal Characteristics

Operation Characteristics

Vehicles Operated at Maximum Service

| Mode | Directly Operated | Purchased Transportation | Operating Expenses | Fare Revenues | Uses of Capital Funds | Annual Unlinked Trips | Annual Vehicle Revenue Miles | Annual Vehicle Revenue Hours |
|--------------|-------------------|--------------------------|--------------------|-----------------|-----------------------|-----------------------|------------------------------|------------------------------|
| Bus | 9 | - | \$1,111,518 | \$70,587 | \$219,712 | 63,823 | 465,670 | 21,188 |
| Total | 9 | - | \$1,111,518 | \$70,587 | \$219,712 | 63,823 | 465,670 | 21,188 |

Performance Measures

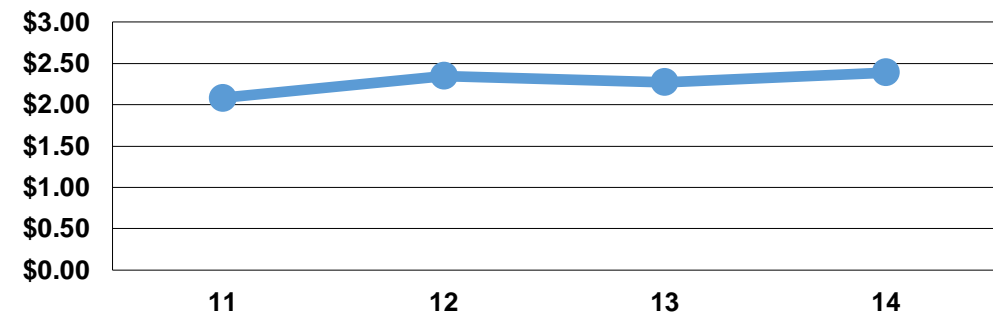
Service Efficiency

| Mode | Operating Expenses per Vehicle Revenue Mile | Operating Expenses per Vehicle Revenue Hour |
|--------------|---|---|
| Bus | \$2.39 | \$52.46 |
| Total | \$2.39 | \$52.46 |

Service Effectiveness

| Mode | Operating Expenses per Unlinked Passenger Trip | Unlinked Trips per Vehicle Revenue Mile | Unlinked Trips per Vehicle Revenue Hour |
|--------------|--|---|---|
| Bus | \$17.42 | 0.1 | 3.0 |
| Total | \$17.42 | 0.1 | 3.0 |

Operating Expense per Vehicle Revenue Mile: Agency Total



Unlinked Passenger Trips per Vehicle Revenue Mile: Agency Total

