

General Information

Financial Information

Service Consumption

54,448 Annual Unlinked Trips (UPT)

Service Supplied

101,794 Annual Vehicle Revenue Miles (VRM)

8,908 Annual Vehicle Revenue Hours (VRH)

Summary of Operating Expenses (OE)

\$285,429 Total Operating Expenses

Database Information

NTDID: 5R04-50332

Reporter Type: Rural General Public Transit

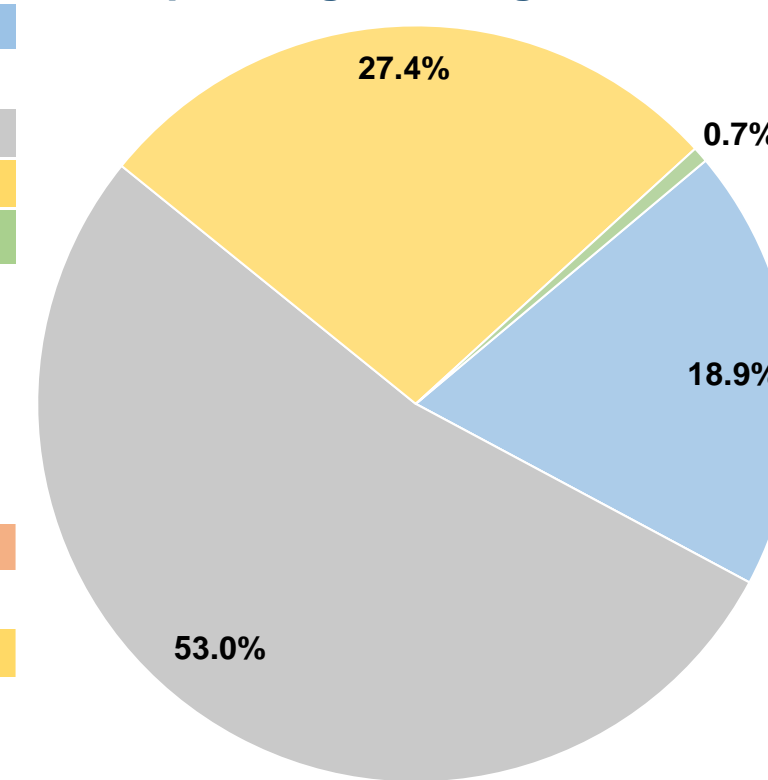
Sources of Operating Funds Expended

Fare Revenues	\$54,043	18.9%
Local Funds	\$0	0.0%
State Funds	\$151,286	53.0%
Federal Assistance	\$78,191	27.4%
Other Funds	\$1,909	0.7%
Total Operating Funds Expended	\$285,429	100.0%

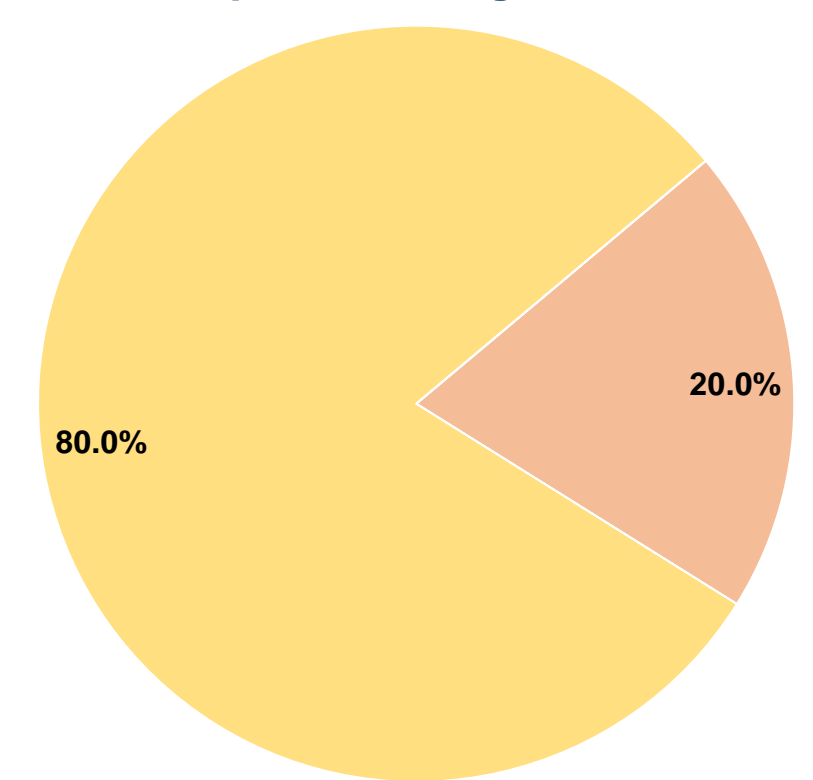
Sources of Capital Funds Expended

Fare Revenues	\$0	0.0%
Local Funds	\$33,973	20.0%
State Funds	\$0	0.0%
Federal Assistance	\$135,893	80.0%
Other Funds	\$0	0.0%
Total Capital Funds Expended	\$169,866	100.0%

Operating Funding Sources



Capital Funding Sources



Modal Characteristics

Operation Characteristics

Vehicles Operated at Maximum Service

Mode	Directly Operated	Purchased Transportation	Operating Expenses	Fare Revenues	Uses of Capital Funds	Annual Unlinked Trips	Annual Vehicle Revenue Miles	Annual Vehicle Revenue Hours
Demand Response	3	-	\$285,429	\$54,043	\$169,866	54,448	101,794	8,908
Total	3	-	\$285,429	\$54,043	\$169,866	54,448	101,794	8,908

Performance Measures

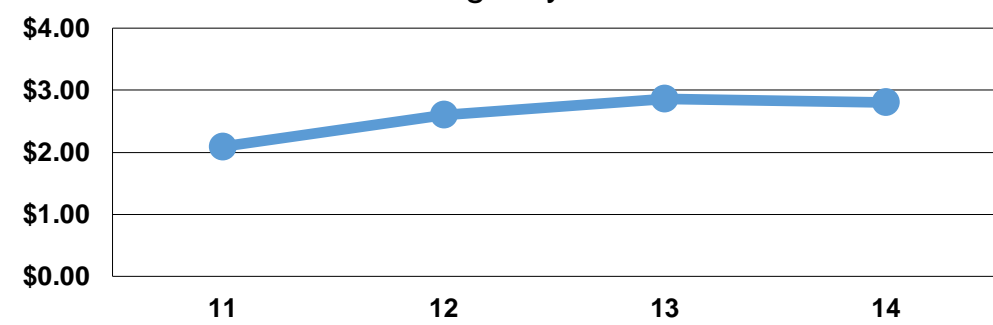
Service Efficiency

Mode	Operating Expenses per Vehicle Revenue Mile	Operating Expenses per Vehicle Revenue Hour
Demand Response	\$2.80	\$32.04
Total	\$2.80	\$32.04

Service Effectiveness

Mode	Operating Expenses per Unlinked Passenger Trip	Unlinked Trips per Vehicle Revenue Mile	Unlinked Trips per Vehicle Revenue Hour
Demand Response	\$5.24	0.5	6.1
Total	\$5.24	0.5	6.1

Operating Expense per Vehicle Revenue Mile: Agency Total



Unlinked Passenger Trips per Vehicle Revenue Mile: Agency Total

