

General Information

Financial Information

Service Consumption

153,298 Annual Unlinked Trips (UPT)

Service Supplied

669,993 Annual Vehicle Revenue Miles (VRM)

25,705 Annual Vehicle Revenue Hours (VRH)

Summary of Operating Expenses (OE)

\$2,329,000 Total Operating Expenses

Database Information

NTDID: 5R04-50394

Reporter Type: Rural General Public Transit

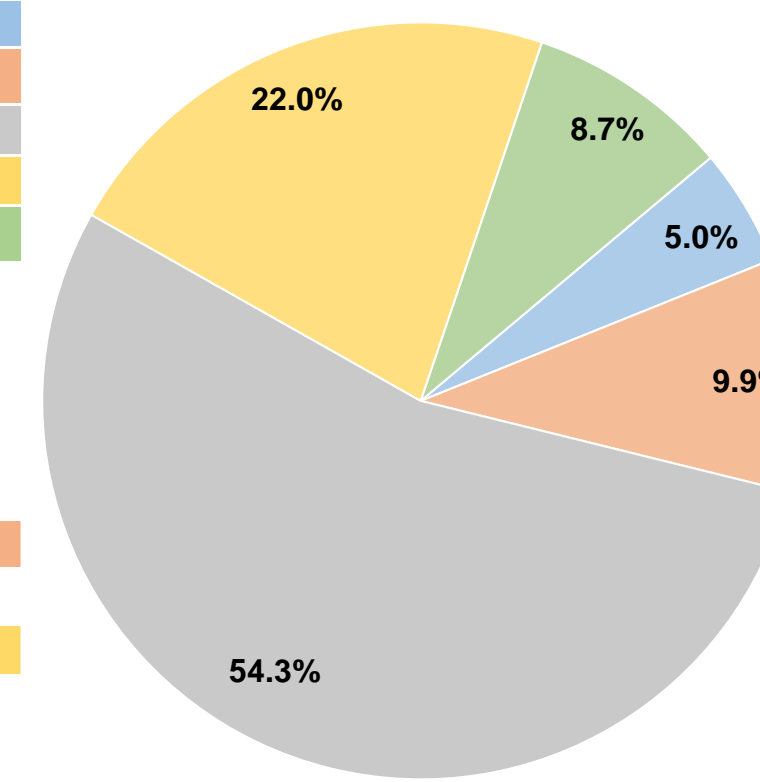
Sources of Operating Funds Expended

Fare Revenues	\$116,942	5.0%
Local Funds	\$231,587	9.9%
State Funds	\$1,265,363	54.3%
Federal Assistance	\$512,562	22.0%
Other Funds	\$202,546	8.7%
Total Operating Funds Expended	\$2,329,000	100.0%

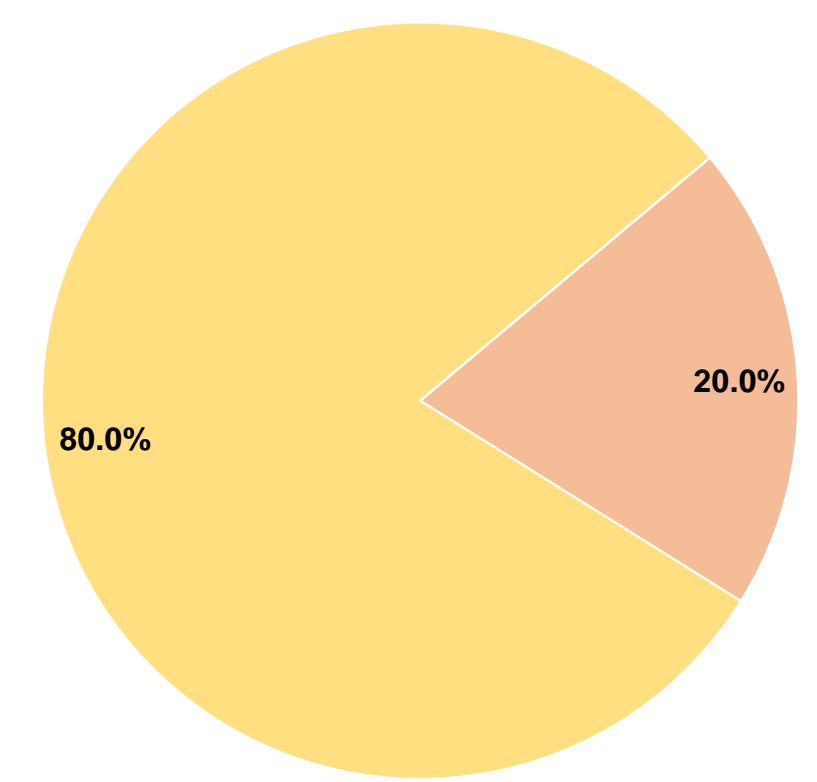
Sources of Capital Funds Expended

Fare Revenues	\$0	0.0%
Local Funds	\$40,790	20.0%
State Funds	\$0	0.0%
Federal Assistance	\$163,158	80.0%
Other Funds	\$0	0.0%
Total Capital Funds Expended	\$203,948	100.0%

Operating Funding Sources



Capital Funding Sources



Modal Characteristics

Operation Characteristics

Vehicles Operated at Maximum Service

Mode	Directly Operated	Purchased Transportation	Operating Expenses	Fare Revenues	Uses of Capital Funds	Annual Unlinked Trips	Annual Vehicle Revenue Miles	Annual Vehicle Revenue Hours
Demand Response	14	-	\$2,329,000	\$116,942	\$203,948	153,298	669,993	25,705
Total	14	-	\$2,329,000	\$116,942	\$203,948	153,298	669,993	25,705

Performance Measures

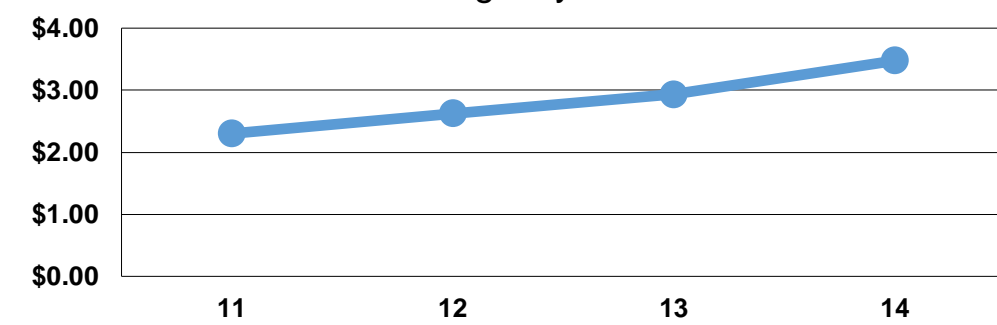
Service Efficiency

Mode	Operating Expenses per Vehicle Revenue Mile	Operating Expenses per Vehicle Revenue Hour
Demand Response	\$3.48	\$90.60
Total	\$3.48	\$90.60

Service Effectiveness

Mode	Operating Expenses per Unlinked Passenger Trip	Unlinked Trips per Vehicle Revenue Mile	Unlinked Trips per Vehicle Revenue Hour
Demand Response	\$15.19	0.2	6.0
Total	\$15.19	0.2	6.0

Operating Expense per Vehicle Revenue Mile: Agency Total



Unlinked Passenger Trips per Vehicle Revenue Mile: Agency Total

