

General Information

Financial Information

Service Consumption

35,360 Annual Unlinked Trips (UPT)

Service Supplied

155,901 Annual Vehicle Revenue Miles (VRM)

14,835 Annual Vehicle Revenue Hours (VRH)

Summary of Operating Expenses (OE)

\$537,836 Total Operating Expenses

Database Information

NTDID: 5R05-50382

Reporter Type: Rural General Public Transit

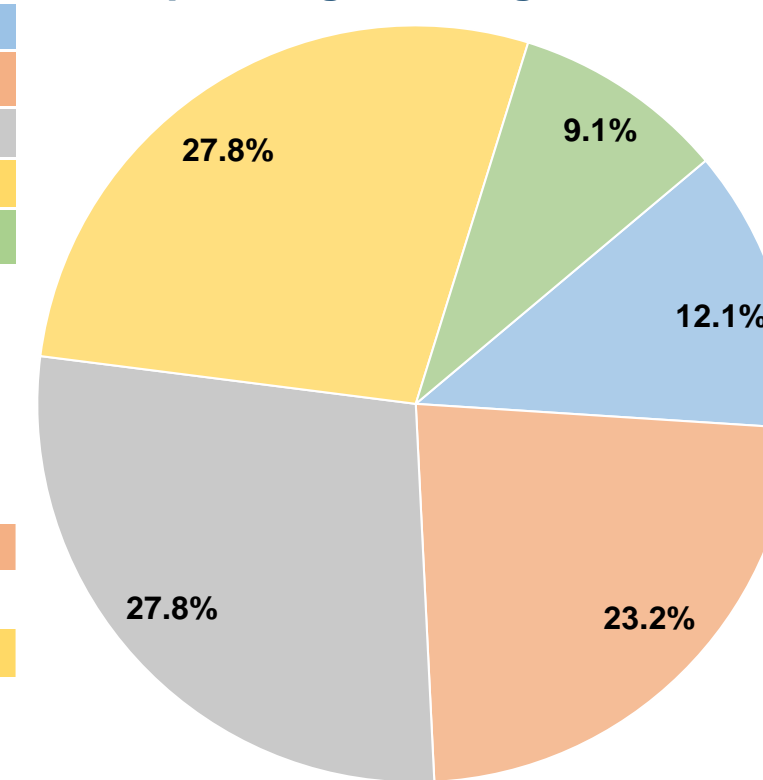
Sources of Operating Funds Expended

Fare Revenues	\$65,237	12.1%
Local Funds	\$124,777	23.2%
State Funds	\$149,506	27.8%
Federal Assistance	\$149,437	27.8%
Other Funds	\$48,879	9.1%
Total Operating Funds Expended	\$537,836	100.0%

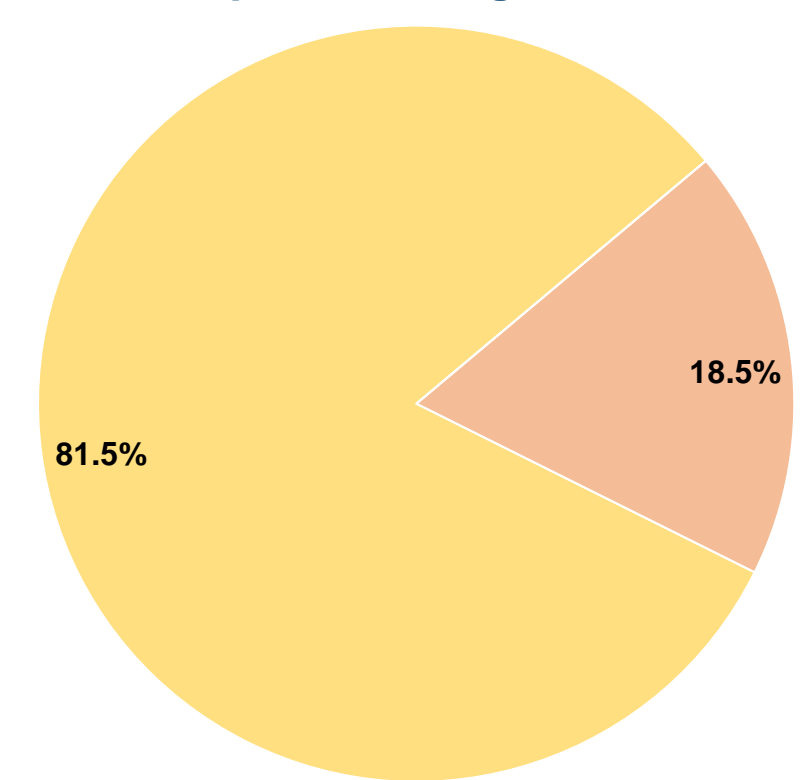
Sources of Capital Funds Expended

Fare Revenues	\$0	0.0%
Local Funds	\$14,512	18.5%
State Funds	\$0	0.0%
Federal Assistance	\$64,049	81.5%
Other Funds	\$0	0.0%
Total Capital Funds Expended	\$78,561	100.0%

Operating Funding Sources



Capital Funding Sources



Modal Characteristics

Operation Characteristics

Vehicles Operated at Maximum Service

Mode	Directly Operated	Purchased Transportation	Operating Expenses	Fare Revenues	Uses of Capital Funds	Annual Unlinked Trips	Annual Vehicle Revenue Miles	Annual Vehicle Revenue Hours
Demand Response	7	-	\$537,836	\$65,237	\$78,561	35,360	155,901	14,835
Total	7	-	\$537,836	\$65,237	\$78,561	35,360	155,901	14,835

Performance Measures

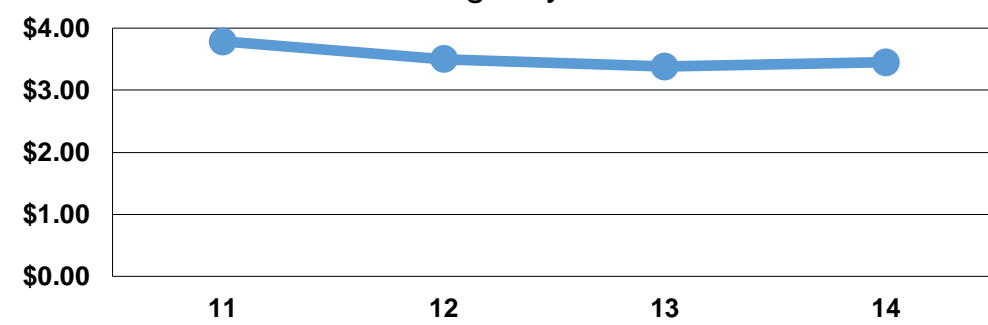
Service Efficiency

Mode	Operating Expenses per Vehicle Revenue Mile	Operating Expenses per Vehicle Revenue Hour
Demand Response	\$3.45	\$36.25
Total	\$3.45	\$36.25

Service Effectiveness

Mode	Operating Expenses per Unlinked Passenger Trip	Unlinked Trips per Vehicle Revenue Mile	Unlinked Trips per Vehicle Revenue Hour
Demand Response	\$15.21	0.2	2.4
Total	\$15.21	0.2	2.4

Operating Expense per Vehicle Revenue Mile: Agency Total



Unlinked Passenger Trips per Vehicle Revenue Mile: Agency Total

