

# Fayette County Transportation Program

2014 Annual Agency Profile

## General Information

## Financial Information

### Service Consumption

44,450 Annual Unlinked Trips (UPT)

### Service Supplied

218,325 Annual Vehicle Revenue Miles (VRM)  
8,827 Annual Vehicle Revenue Hours (VRH)

### Summary of Operating Expenses (OE)

\$599,347 Total Operating Expenses

### Database Information

NTDID: 5R05-50410

Reporter Type: Rural General Public Transit

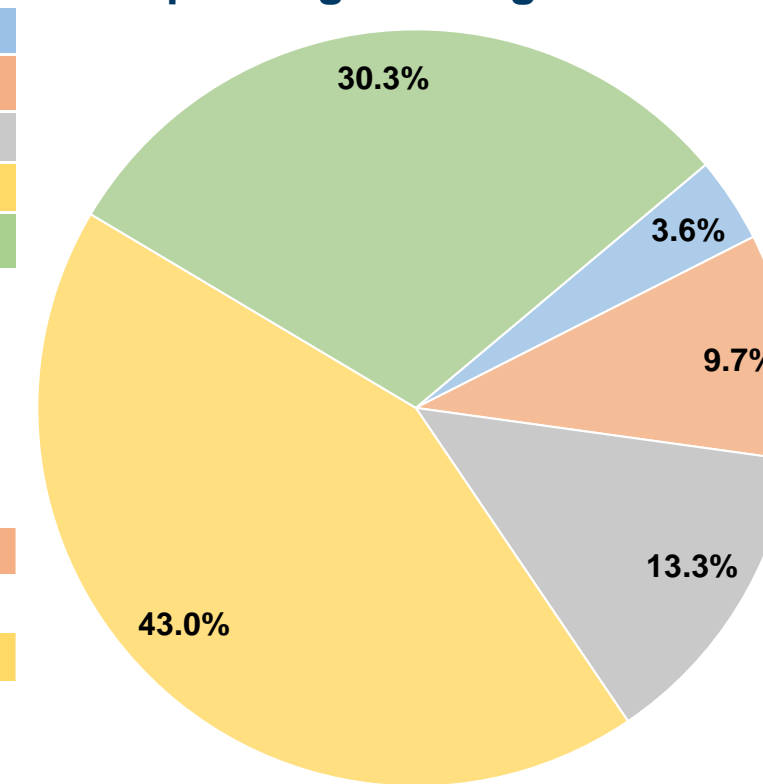
### Sources of Operating Funds Expended

Fare Revenues	\$21,859	3.6%
Local Funds	\$57,878	9.7%
State Funds	\$79,898	13.3%
Federal Assistance	\$257,894	43.0%
Other Funds	\$181,818	30.3%
<b>Total Operating Funds Expended</b>	<b>\$599,347</b>	<b>100.0%</b>

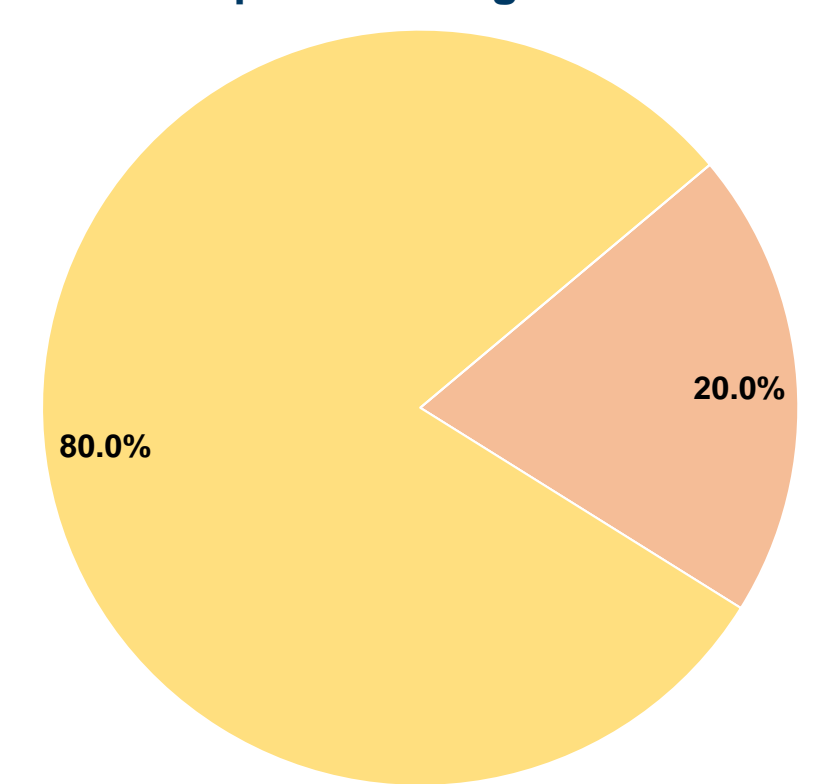
### Sources of Capital Funds Expended

Fare Revenues	\$0	0.0%
Local Funds	\$12,612	20.0%
State Funds	\$0	0.0%
Federal Assistance	\$50,448	80.0%
Other Funds	\$0	0.0%
<b>Total Capital Funds Expended</b>	<b>\$63,060</b>	<b>100.0%</b>

### Operating Funding Sources



### Capital Funding Sources



## Modal Characteristics

### Operation Characteristics

#### Vehicles Operated at Maximum Service

Mode	Directly Operated	Purchased Transportation	Operating Expenses	Fare Revenues	Uses of Capital Funds	Annual Unlinked Trips	Annual Vehicle Revenue Miles	Annual Vehicle Revenue Hours
Demand Response	16	-	\$599,347	\$21,859	\$63,060	44,450	218,325	8,827
<b>Total</b>	<b>16</b>	<b>-</b>	<b>\$599,347</b>	<b>\$21,859</b>	<b>\$63,060</b>	<b>44,450</b>	<b>218,325</b>	<b>8,827</b>

### Performance Measures

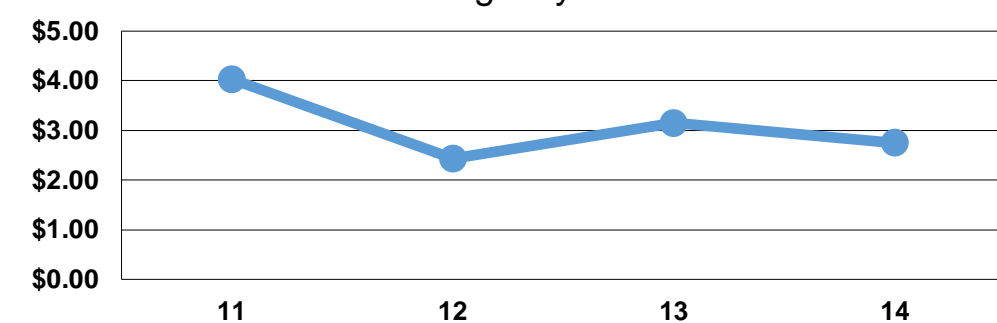
#### Service Efficiency

Mode	Operating Expenses per Vehicle Revenue Mile	Operating Expenses per Vehicle Revenue Hour
Demand Response	\$2.75	\$67.90
<b>Total</b>	<b>\$2.75</b>	<b>\$67.90</b>

#### Service Effectiveness

Mode	Operating Expenses per Unlinked Passenger Trip	Unlinked Trips per Vehicle Revenue Mile	Unlinked Trips per Vehicle Revenue Hour
Demand Response	\$13.48	0.2	5.0
<b>Total</b>	<b>\$13.48</b>	<b>0.2</b>	<b>5.0</b>

Operating Expense per Vehicle Revenue Mile: Agency Total



Unlinked Passenger Trips per Vehicle Revenue Mile: Agency Total

