

Pike County/Community Action Transit System (CATS)

2014 Annual Agency Profile

General Information

Financial Information

Service Consumption

23,332 Annual Unlinked Trips (UPT)

Service Supplied

137,950 Annual Vehicle Revenue Miles (VRM)

10,025 Annual Vehicle Revenue Hours (VRH)

Summary of Operating Expenses (OE)

\$487,631 Total Operating Expenses

Database Information

NTDID: 5R05-50464

Reporter Type: Rural General Public Transit

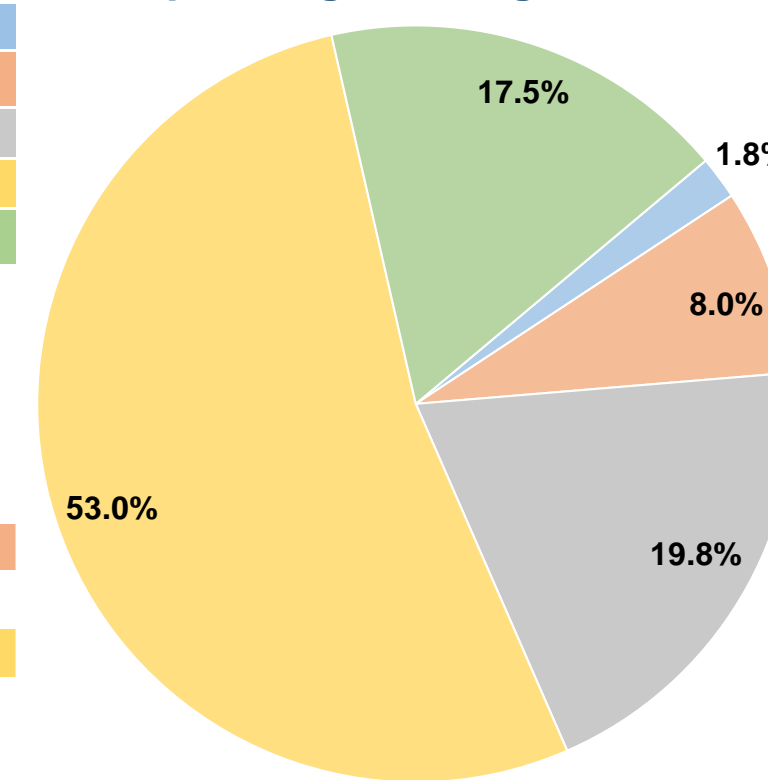
Sources of Operating Funds Expended

Fare Revenues	\$8,947	1.8%
Local Funds	\$38,805	8.0%
State Funds	\$96,386	19.8%
Federal Assistance	\$258,318	53.0%
Other Funds	\$85,175	17.5%
Total Operating Funds Expended	\$487,631	100.0%

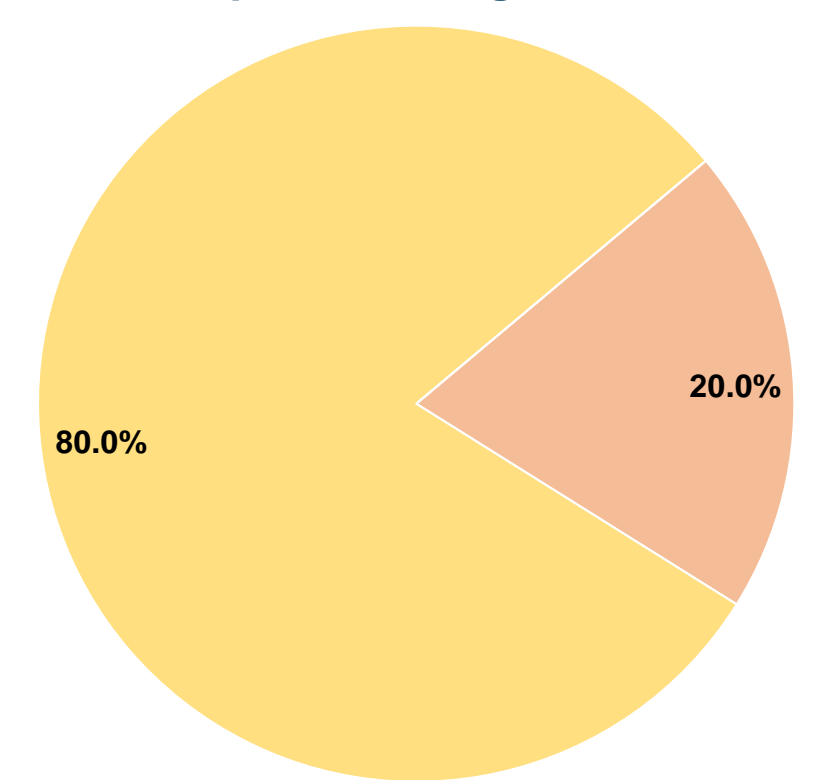
Sources of Capital Funds Expended

Fare Revenues	\$0	0.0%
Local Funds	\$490	20.0%
State Funds	\$0	0.0%
Federal Assistance	\$1,958	80.0%
Other Funds	\$0	0.0%
Total Capital Funds Expended	\$2,448	100.0%

Operating Funding Sources



Capital Funding Sources



Modal Characteristics

Operation Characteristics

Vehicles Operated at Maximum Service

Mode	Directly Operated	Purchased Transportation	Operating Expenses	Fare Revenues	Uses of Capital Funds	Annual Unlinked Trips	Annual Vehicle Revenue Miles	Annual Vehicle Revenue Hours
Demand Response	10	-	\$487,631	\$8,947	\$2,448	23,332	137,950	10,025
Total	10	-	\$487,631	\$8,947	\$2,448	23,332	137,950	10,025

Performance Measures

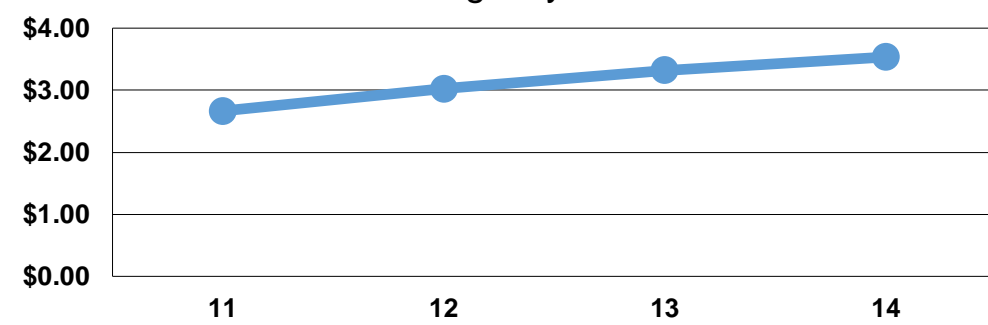
Service Efficiency

Mode	Operating Expenses per Vehicle Revenue Mile	Operating Expenses per Vehicle Revenue Hour
Demand Response	\$3.53	\$48.64
Total	\$3.53	\$48.64

Service Effectiveness

Mode	Operating Expenses per Unlinked Passenger Trip	Unlinked Trips per Vehicle Revenue Mile	Unlinked Trips per Vehicle Revenue Hour
Demand Response	\$20.90	0.2	2.3
Total	\$20.90	0.2	2.3

Operating Expense per Vehicle Revenue Mile: Agency Total



Unlinked Passenger Trips per Vehicle Revenue Mile: Agency Total

