

**General Information**

**Financial Information**

**Service Consumption**

68,117 Annual Unlinked Trips (UPT)

**Service Supplied**

277,145 Annual Vehicle Revenue Miles (VRM)

18,281 Annual Vehicle Revenue Hours (VRH)

**Summary of Operating Expenses (OE)**

\$1,226,123 Total Operating Expenses

**Database Information**

NTDID: 5R06-50295

Reporter Type: Rural General Public Transit

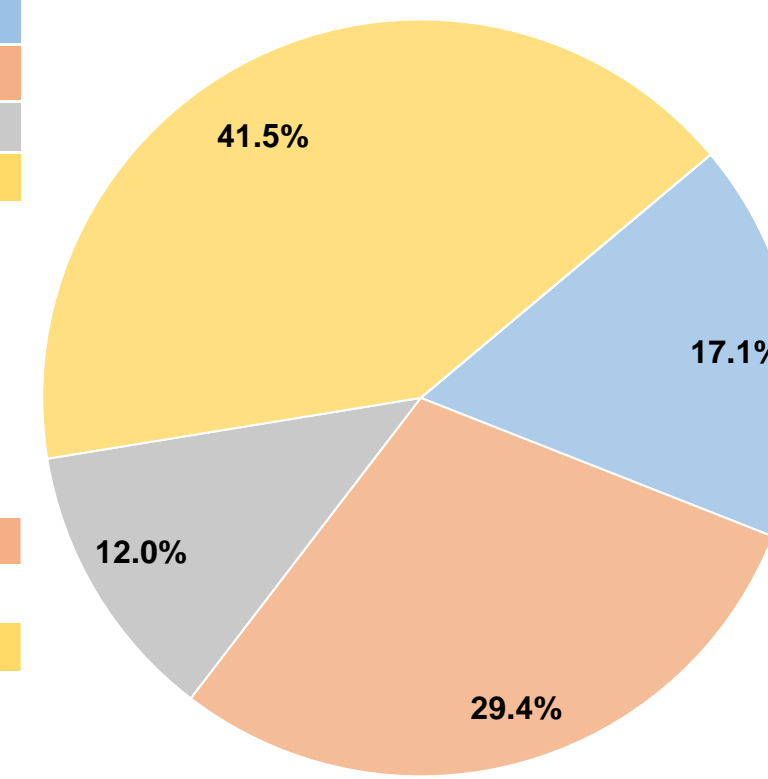
**Sources of Operating Funds Expended**

Fare Revenues	\$209,440	17.1%
Local Funds	\$360,835	29.4%
State Funds	\$147,506	12.0%
Federal Assistance	\$508,342	41.5%
Other Funds	\$0	0.0%
<b>Total Operating Funds Expended</b>	<b>\$1,226,123</b>	<b>100.0%</b>

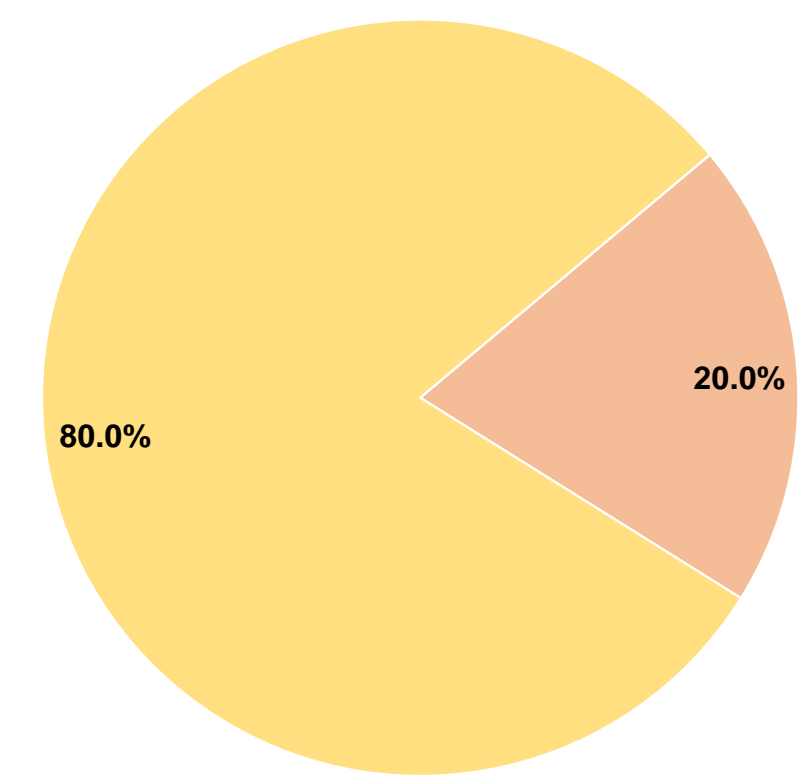
**Sources of Capital Funds Expended**

Fare Revenues	\$0	0.0%
Local Funds	\$13,604	20.0%
State Funds	\$0	0.0%
Federal Assistance	\$54,416	80.0%
Other Funds	\$0	0.0%
<b>Total Capital Funds Expended</b>	<b>\$68,020</b>	<b>100.0%</b>

**Operating Funding Sources**



**Capital Funding Sources**



**Modal Characteristics**

**Operation Characteristics**

**Vehicles Operated at Maximum Service**

Mode	Directly Operated	Purchased Transportation	Operating Expenses	Fare Revenues	Uses of Capital Funds	Annual Unlinked Trips	Annual Vehicle Revenue Miles	Annual Vehicle Revenue Hours
Bus	7	-	\$1,226,123	\$209,440	\$68,020	68,117	277,145	18,281
<b>Total</b>	<b>7</b>	<b>-</b>	<b>\$1,226,123</b>	<b>\$209,440</b>	<b>\$68,020</b>	<b>68,117</b>	<b>277,145</b>	<b>18,281</b>

**Performance Measures**

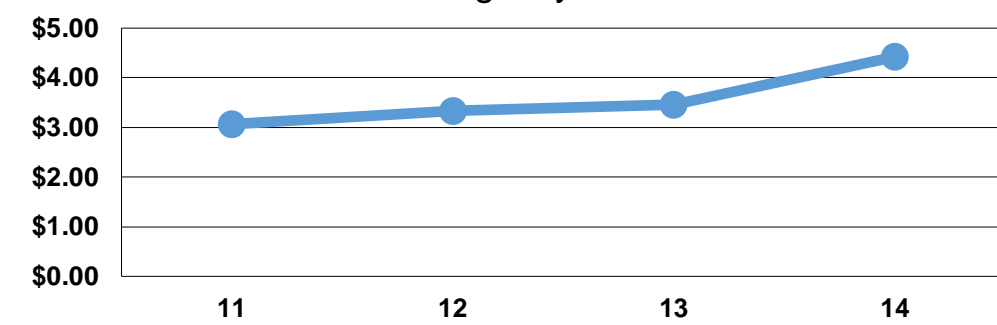
**Service Efficiency**

Mode	Operating Expenses per Vehicle Revenue Mile	Operating Expenses per Vehicle Revenue Hour
Bus	\$4.42	\$67.07
<b>Total</b>	<b>\$4.42</b>	<b>\$67.07</b>

**Service Effectiveness**

Mode	Operating Expenses per Unlinked Passenger Trip	Unlinked Trips per Vehicle Revenue Mile	Unlinked Trips per Vehicle Revenue Hour
Bus	\$18.00	0.2	3.7
<b>Total</b>	<b>\$18.00</b>	<b>0.2</b>	<b>3.7</b>

Operating Expense per Vehicle Revenue Mile: Agency Total



Unlinked Passenger Trips per Vehicle Revenue Mile: Agency Total

