

Choctaw Nation of Oklahoma

2014 Annual Agency Profile

General Information

Federally Recognized Tribal Statistical Areas

405 Choctaw OTSA, OK

Service Consumption

26,288 Annual Unlinked Trips (UPT)

Service Supplied

810,294 Annual Vehicle Revenue Miles (VRM)
21,678 Annual Vehicle Revenue Hours (VRH)

Database Information

NTDID: 60003

Reporter Type: Tribal Reporter

Financial Information

Sources of Operating Funds Expended

Fare Revenues	\$0	0.0%
Local Funds	\$831,825	80.6%
State Funds	\$0	0.0%
Federal Assistance	\$200,326	19.4%
Other Funds	\$0	0.0%

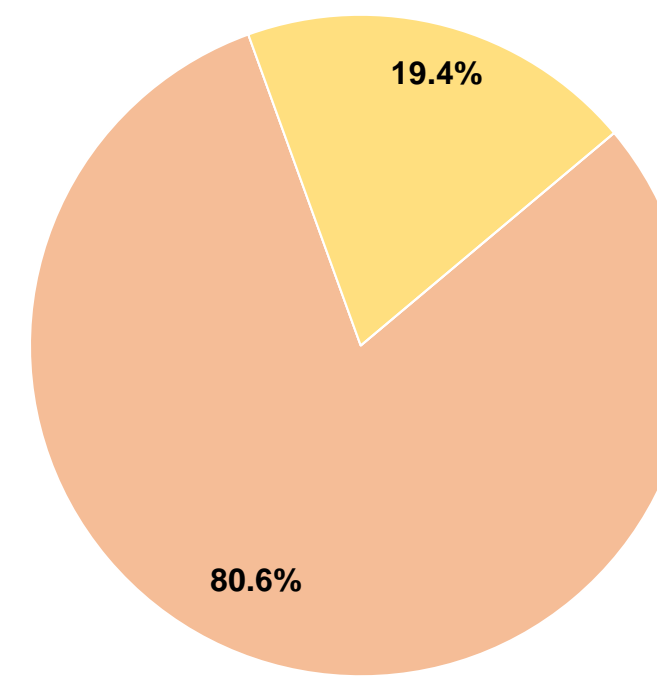
Total Operating Funds Expended \$1,032,151 100.0%

Sources of Capital Funds Expended

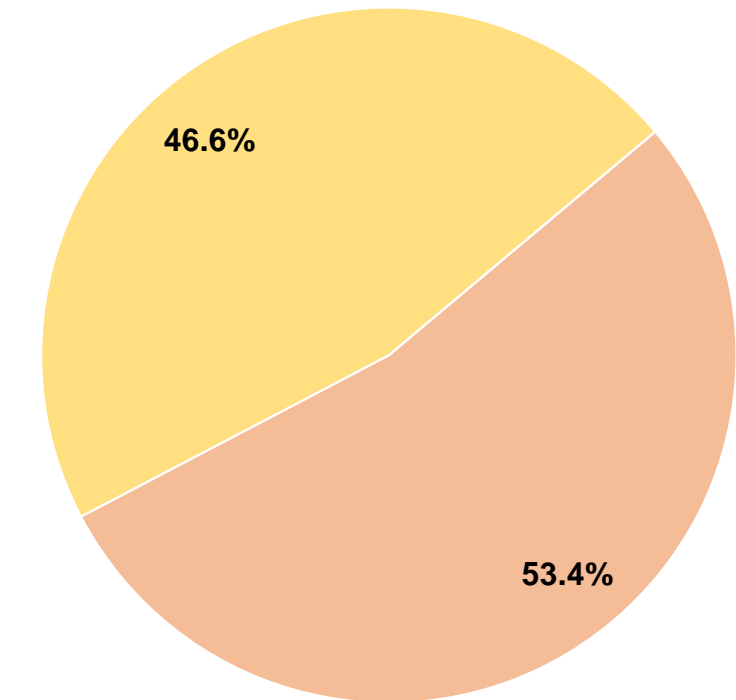
Fare Revenues	\$0	0.0%
Local Funds	\$125,489	53.4%
State Funds	\$0	0.0%
Federal Assistance	\$109,392	46.6%
Other Funds	\$0	0.0%

Total Capital Funds Expended \$234,881 100.0%

Operating Funding Sources



Capital Funding Sources



Modal Characteristics

Operation Characteristics

Vehicles Operated at Maximum Service

Mode	Directly Operated	Purchased Transportation	Operating Expenses	Fare Revenues	Uses of Capital Funds	Annual Unlinked Trips	Annual Vehicle Revenue Miles	Annual Vehicle Revenue Hours	Average Fleet Age in Years ¹
Demand Response	24	-	\$1,032,151	\$0	\$234,881	26,288	810,294	21,678	1.5
Total	24	-	\$1,032,151	\$0	\$234,881	26,288	810,294	21,678	

Performance Measures


Service Efficiency

Mode	Operating Expenses per Vehicle Revenue Mile	Operating Expenses per Vehicle Revenue Hour
Demand Response	\$1.27	\$47.61
Total	\$1.27	\$47.61

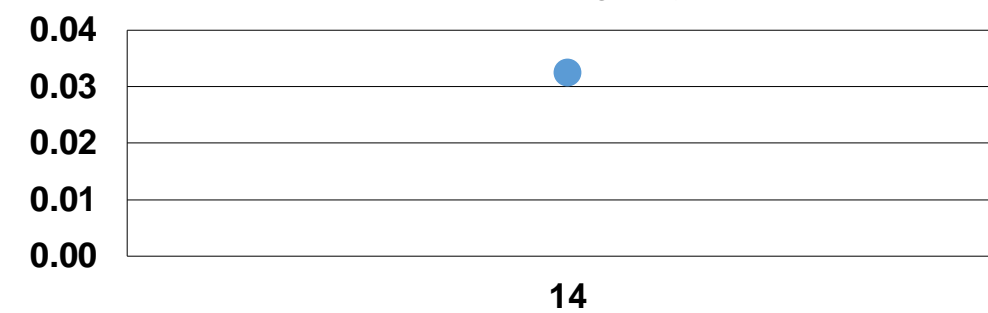
Service Effectiveness

Mode	Operating Expenses per Unlinked Passenger Trip	Unlinked Trips per Vehicle Revenue Mile	Unlinked Trips per Vehicle Revenue Hour
Demand Response	\$39.26	0.0	1.2
Total	\$39.26	0.0	1.2

Operating Expense per Vehicle Revenue Mile: Agency Total



Unlinked Passenger Trips per Vehicle Revenue Mile: Agency Total



Notes:

¹Demand Response - Taxi (DT) and non-dedicated fleets do not report fleet age data.