

Pine Bluff Transit (PBT)

2014 Annual Agency Profile

General Information

Urbanized Area (UZA) Statistics - 2010 Census

Pine Bluff, AR
37 Square Miles
53,495 Population
475 Pop. Rank out of 498 UZAs

Service Area Statistics

15 Square Miles
49,083 Population

Service Consumption

84,696 Annual Unlinked Trips (UPT)

Service Supplied

286,257 Annual Vehicle Revenue Miles (VRM)
15,120 Annual Vehicle Revenue Hours (VRH)

Database Information

NTDID: 60034

Reporter Type: Small Systems Reporter

Financial Information

Sources of Operating Funds Expended

Fare Revenues	\$62,715	4.4%
Local Funds	\$308,146	21.7%
State Funds	\$119,590	8.4%
Federal Assistance	\$920,656	64.9%
Other Funds	\$6,798	0.5%

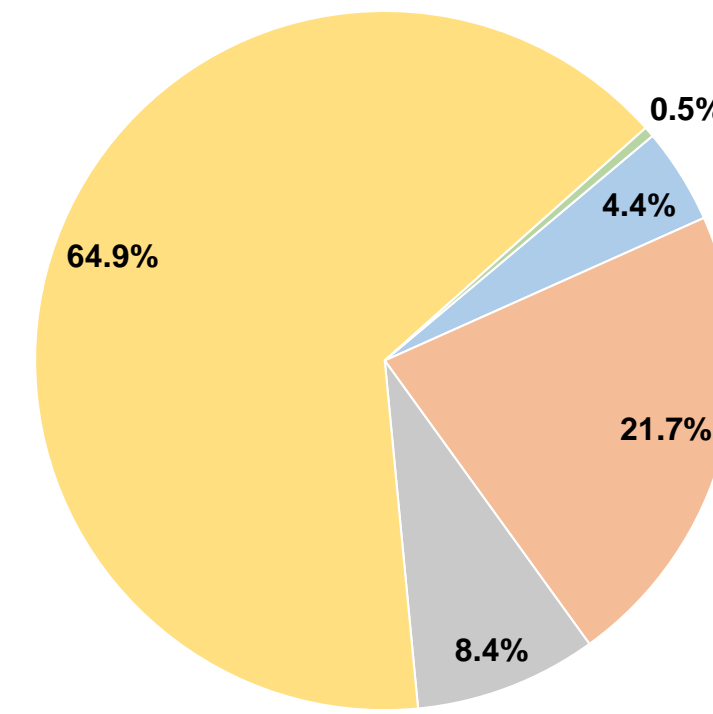
Total Operating Funds Expended \$1,417,905 100.0%

Sources of Capital Funds Expended

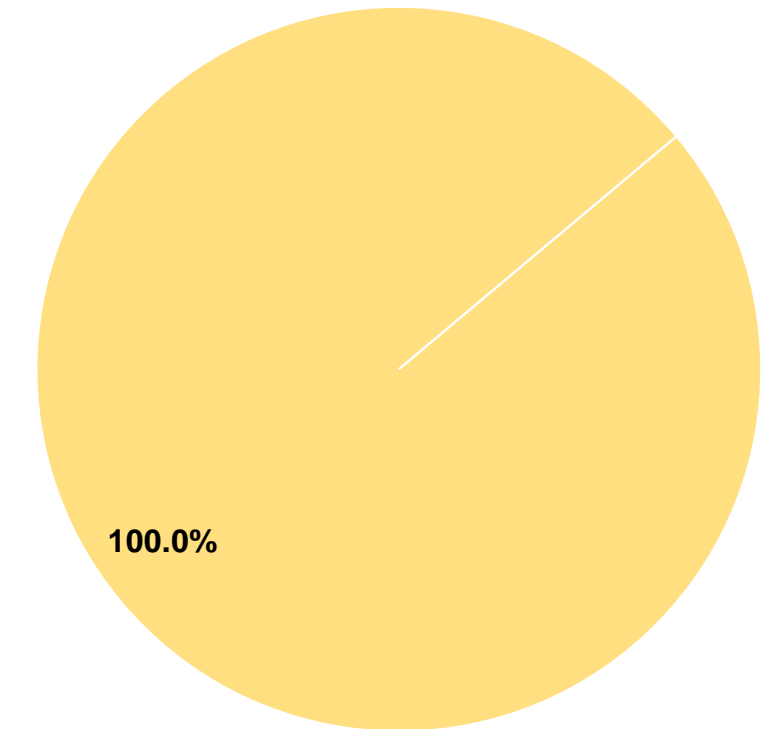
Fare Revenues	\$0	0.0%
Local Funds	\$0	0.0%
State Funds	\$0	0.0%
Federal Assistance	\$209,291	100.0%
Other Funds	\$0	0.0%

Total Capital Funds Expended \$209,291 100.0%

Operating Funding Sources



Capital Funding Sources



Modal Characteristics

Operation Characteristics

Vehicles Operated at Maximum Service

Mode	Directly Operated	Purchased Transportation	Operating Expenses	Fare Revenues	Uses of Capital Funds	Annual Unlinked Trips	Annual Vehicle Revenue Miles	Annual Vehicle Revenue Hours	Average Fleet Age in Years ¹
Demand Response	1	-	\$77,985	\$7,716	\$69,764	4,046	29,320	3,024	4.0
Bus	4	-	\$1,339,920	\$54,999	\$139,527	80,650	256,937	12,096	10.8
Total	5	-	\$1,417,905	\$62,715	\$209,291	84,696	286,257	15,120	

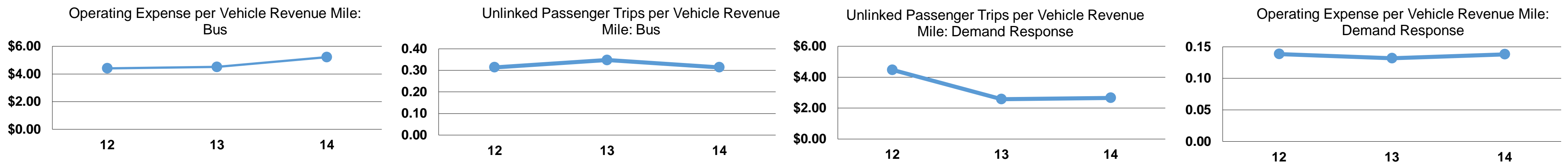
Performance Measures

Service Efficiency

Mode	Operating Expenses per Vehicle Revenue Mile	Operating Expenses per Vehicle Revenue Hour
Demand Response	\$2.66	\$25.79
Bus	\$5.22	\$110.77
Total	\$4.95	\$93.78

Service Effectiveness

Mode	Operating Expenses per Unlinked Passenger Trip	Unlinked Trips per Vehicle Revenue Mile	Unlinked Trips per Vehicle Revenue Hour
Demand Response	\$19.27	0.1	1.3
Bus	\$16.61	0.3	6.7
Total	\$16.74	0.3	5.6



Notes:

¹Demand Response - Taxi (DT) and non-dedicated fleets do not report fleet age data.