

Wichita Falls Transit System
2014 Annual Agency Profile

Transit Administrator: Mr. Dennis Burket
940-761-7642

General Information

Urbanized Area (UZA) Statistics - 2010 Census

Wichita Falls, TX
50 Square Miles
99,437 Population
301 Pop. Rank out of 498 UZAs

Other UZAs Served

0 Texas Non-UZA

Service Area Statistics

71 Square Miles
99,437 Population

Service Consumption

453,206 Annual Unlinked Trips (UPT)

Service Supplied

556,675 Annual Vehicle Revenue Miles (VRM)
35,161 Annual Vehicle Revenue Hours (VRH)

Database Information

NTDID: 60035

Reporter Type: Small Systems Reporter

Financial Information

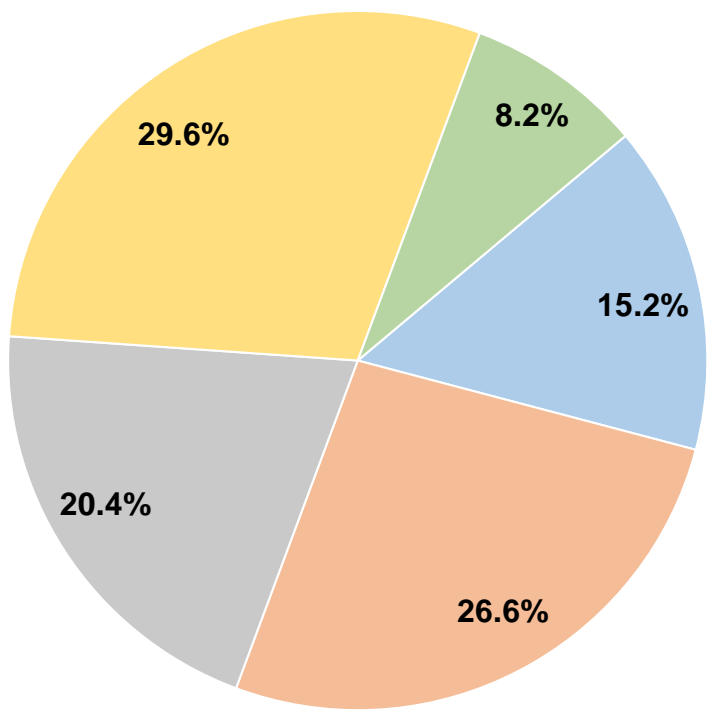
Sources of Operating Funds Expended

Fare Revenues	\$275,704	15.2%
Local Funds	\$480,974	26.6%
State Funds	\$370,454	20.4%
Federal Assistance	\$535,652	29.6%
Other Funds	\$148,737	8.2%
Total Operating Funds Expended	\$1,811,521	100.0%

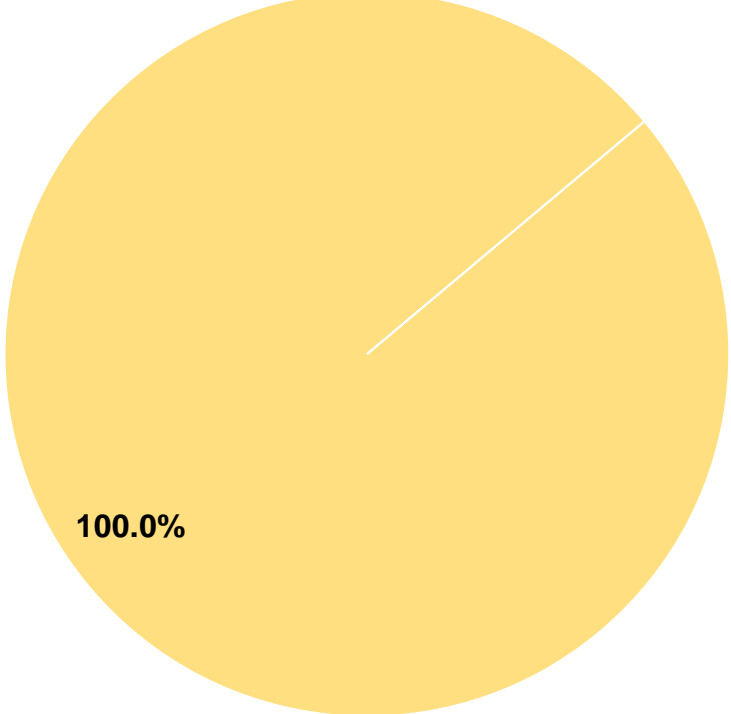
Sources of Capital Funds Expended

Fare Revenues	\$0	0.0%
Local Funds	\$0	0.0%
State Funds	\$0	0.0%
Federal Assistance	\$837,319	100.0%
Other Funds	\$0	0.0%
Total Capital Funds Expended	\$837,319	100.0%

Operating Funding Sources



Capital Funding Sources



Modal Characteristics

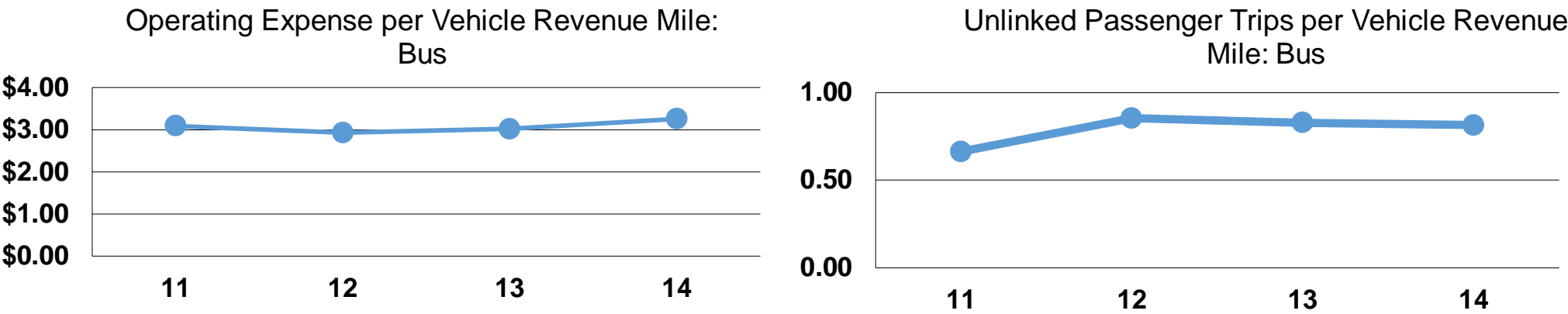
Operation Characteristics

Mode	Vehicles Operated at Maximum Service			Fare Revenues	Uses of Capital Funds	Annual Unlinked Trips	Annual Vehicle Revenue Miles	Annual Vehicle Revenue Hours	Average Fleet Age in Years ¹
	Directly Operated	Purchased Transportation	Operating Expenses						
Bus	9	-	\$1,811,521	\$275,704	\$837,319	453,206	556,675	35,161	5.4
Total	9	-	\$1,811,521	\$275,704	\$837,319	453,206	556,675	35,161	

Performance Measures

Mode	Service Efficiency		Mode	Service Effectiveness	
	Operating Expenses per Vehicle Revenue Mile	Operating Expenses per Vehicle Revenue Hour		Operating Expenses per Unlinked Passenger Trip	Unlinked Trips per Vehicle Revenue Mile
Bus	\$3.25	\$51.52	Bus	\$4.00	0.8
Total	\$3.25	\$51.52	Total	\$4.00	0.8

		Unlinked Trips per Vehicle Revenue Hour	
Bus		12.9	
Total		12.9	



Notes:

¹Demand Response - Taxi (DT) and non-dedicated fleets do not report fleet age data.