

General Information

Urbanized Area (UZA) Statistics - 2010 Census

Abilene, TX
55 Square Miles
110,421 Population
282 Pop. Rank out of 498 UZAs

Other UZAs Served

0 Texas Non-UZA

Service Area Statistics

55 Square Miles
110,421 Population

Service Consumption

605,558 Annual Unlinked Trips (UPT)

Service Supplied

1,007,987 Annual Vehicle Revenue Miles (VRM)
71,846 Annual Vehicle Revenue Hours (VRH)

Database Information

NTDID: 60040

Reporter Type: Small Systems Reporter

Financial Information

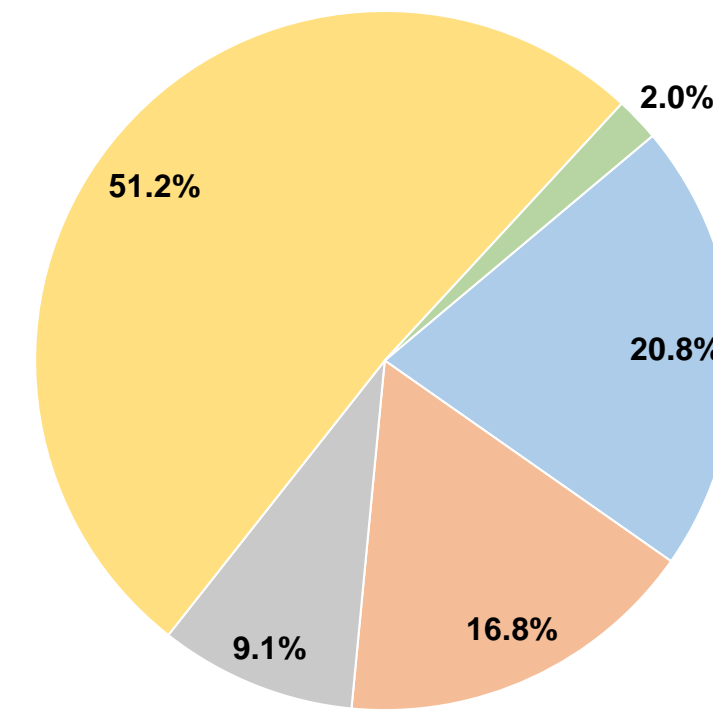
Sources of Operating Funds Expended

Fare Revenues	\$771,683	20.8%
Local Funds	\$621,555	16.8%
State Funds	\$337,273	9.1%
Federal Assistance	\$1,896,967	51.2%
Other Funds	\$75,246	2.0%
Total Operating Funds Expended	\$3,702,724	100.0%

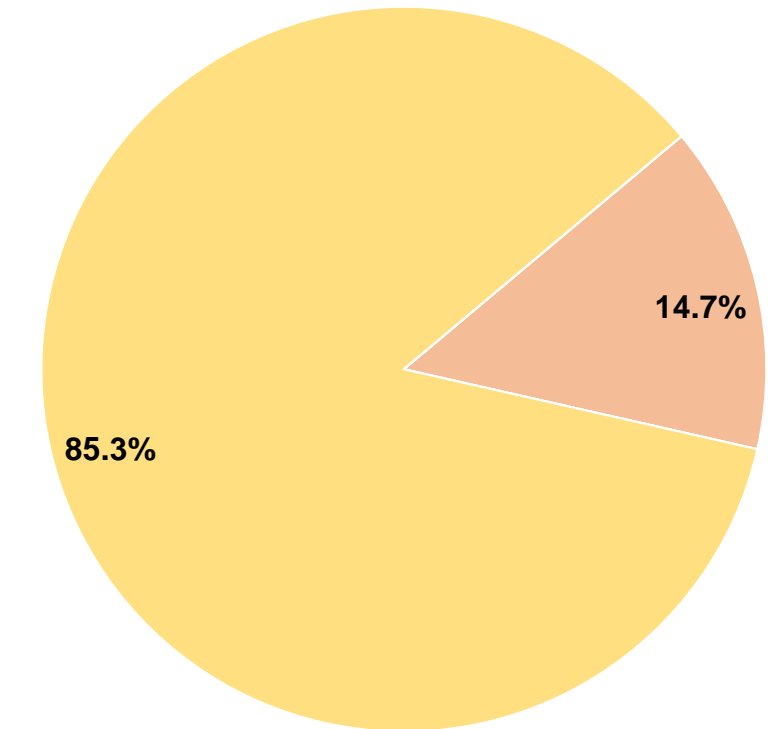
Sources of Capital Funds Expended

Fare Revenues	\$0	0.0%
Local Funds	\$16,130	14.7%
State Funds	\$0	0.0%
Federal Assistance	\$93,950	85.3%
Other Funds	\$0	0.0%
Total Capital Funds Expended	\$110,080	100.0%

Operating Funding Sources



Capital Funding Sources



Modal Characteristics

Operation Characteristics

Vehicles Operated at Maximum Service

Mode	Directly Operated	Purchased Transportation	Operating Expenses	Fare Revenues	Uses of Capital Funds	Annual Unlinked Trips	Annual Vehicle Revenue Miles	Annual Vehicle Revenue Hours	Average Fleet Age in Years ¹
Demand Response	14	-	\$2,036,316	\$363,579	\$22,780	101,248	588,549	41,701	2.9
Bus	12	-	\$1,666,408	\$408,104	\$87,300	504,310	419,438	30,145	8.7
Total	26	-	\$3,702,724	\$771,683	\$110,080	605,558	1,007,987	71,846	

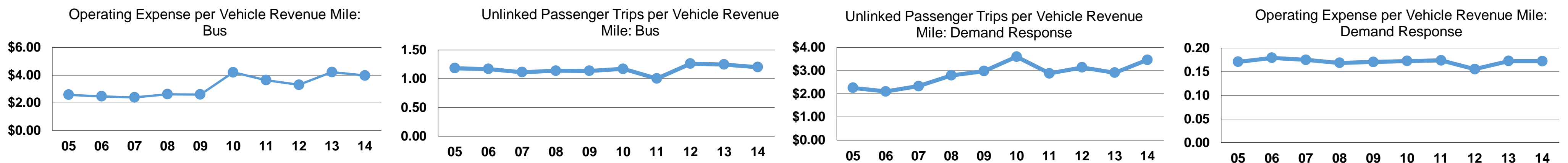
Performance Measures

Service Efficiency

Mode	Operating Expenses per Vehicle Revenue Mile	Operating Expenses per Vehicle Revenue Hour
Demand Response	\$3.46	\$48.83
Bus	\$3.97	\$55.28
Total	\$3.67	\$51.54

Service Effectiveness

Mode	Operating Expenses per Unlinked Passenger Trip	Unlinked Trips per Vehicle Revenue Mile	Unlinked Trips per Vehicle Revenue Hour
Demand Response	\$20.11	0.2	2.4
Bus	\$3.30	1.2	16.7
Total	\$6.11	0.6	8.4



Notes:

¹Demand Response - Taxi (DT) and non-dedicated fleets do not report fleet age data.