

## General Information

### Urbanized Area (UZA) Statistics - 2010 Census

Texarkana-Texarkana, TX-AR  
64 **Square Miles**  
78,162 **Population**  
365 **Pop. Rank out of 498 UZAs**

### Service Area Statistics

36 **Square Miles**  
76,027 **Population**

### Service Consumption

314,943 **Annual Unlinked Trips (UPT)**

### Service Supplied

368,138 **Annual Vehicle Revenue Miles (VRM)**  
23,639 **Annual Vehicle Revenue Hours (VRH)**

### Database Information

NTDID: 60093  
Reporter Type: Small Systems Reporter

## Financial Information

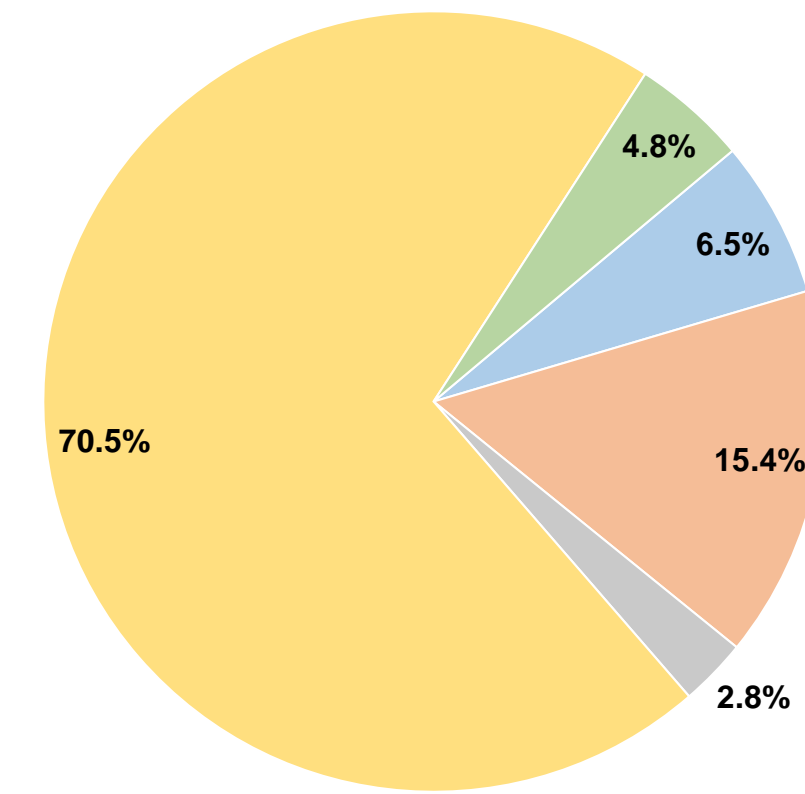
### Sources of Operating Funds Expended

Fare Revenues	\$111,502	6.5%
Local Funds	\$263,194	15.4%
State Funds	\$47,679	2.8%
Federal Assistance	\$1,203,189	70.5%
Other Funds	\$81,249	4.8%
<b>Total Operating Funds Expended</b>	<b>\$1,706,813</b>	<b>100.0%</b>

### Sources of Capital Funds Expended

Fare Revenues	\$0
Local Funds	\$0
State Funds	\$0
Federal Assistance	\$0
Other Funds	\$0
<b>Total Capital Funds Expended</b>	<b>\$0</b>

### Operating Funding Sources



## Modal Characteristics

### Operation Characteristics

#### Vehicles Operated at Maximum Service

Mode	Directly Operated	Purchased Transportation	Operating Expenses	Fare Revenues	Uses of Capital Funds	Annual Unlinked Trips	Annual Vehicle Revenue Miles	Annual Vehicle Revenue Hours	Average Fleet Age in Years <sup>1</sup>
Bus	6	-	\$1,706,813	\$111,502	\$0	314,943	368,138	23,639	2.9
<b>Total</b>	<b>6</b>	<b>-</b>	<b>\$1,706,813</b>	<b>\$111,502</b>	<b>\$0</b>	<b>314,943</b>	<b>368,138</b>	<b>23,639</b>	

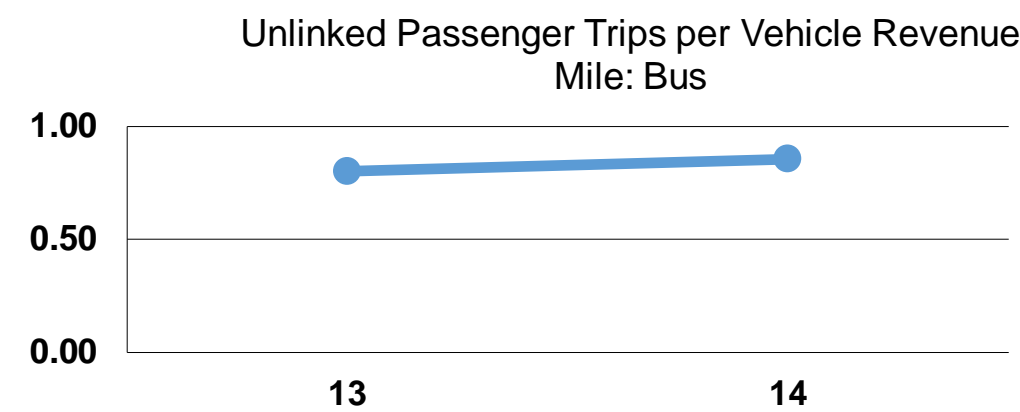
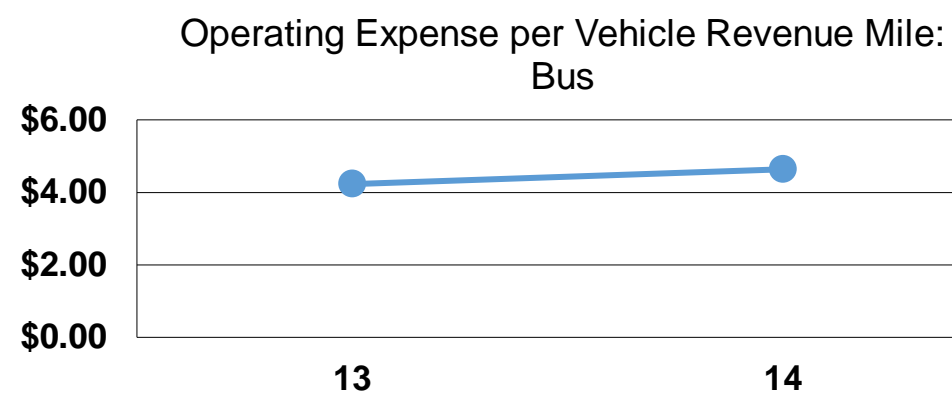
### Performance Measures

#### Service Efficiency

Mode	Operating Expenses per Vehicle Revenue Mile	Operating Expenses per Vehicle Revenue Hour
Bus	\$4.64	\$72.20
<b>Total</b>	<b>\$4.64</b>	<b>\$72.20</b>

#### Service Effectiveness

Mode	Operating Expenses per Unlinked Passenger Trip	Unlinked Trips per Vehicle Revenue Mile	Unlinked Trips per Vehicle Revenue Hour
Bus	\$5.42	0.9	13.3
<b>Total</b>	<b>\$5.42</b>	<b>0.9</b>	<b>13.3</b>



**Notes:**

<sup>1</sup>Demand Response - Taxi (DT) and non-dedicated fleets do not report fleet age data.