

General Information

Urbanized Area (UZA) Statistics - 2010 Census

Jonesboro, AR
47 Square Miles
65,419 Population
420 Pop. Rank out of 498 UZAs

Service Area Statistics

39 Square Miles
51,804 Population

Service Consumption

97,314 Annual Unlinked Trips (UPT)

Service Supplied

306,173 Annual Vehicle Revenue Miles (VRM)
19,434 Annual Vehicle Revenue Hours (VRH)

Database Information

NTDID: 60104

Reporter Type: Small Systems Reporter

Financial Information

Sources of Operating Funds Expended

Fare Revenues	\$73,142	8.2%
Local Funds	\$393,050	44.0%
State Funds	\$0	0.0%
Federal Assistance	\$427,105	47.8%
Other Funds	\$0	0.0%
Total Operating Funds Expended	\$893,297	100.0%

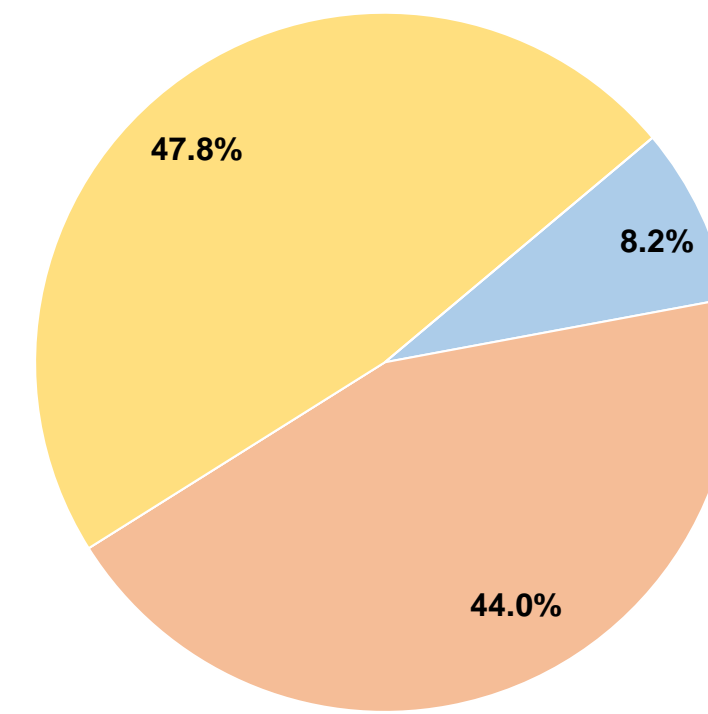
Total Operating Funds Expended

Sources of Capital Funds Expended

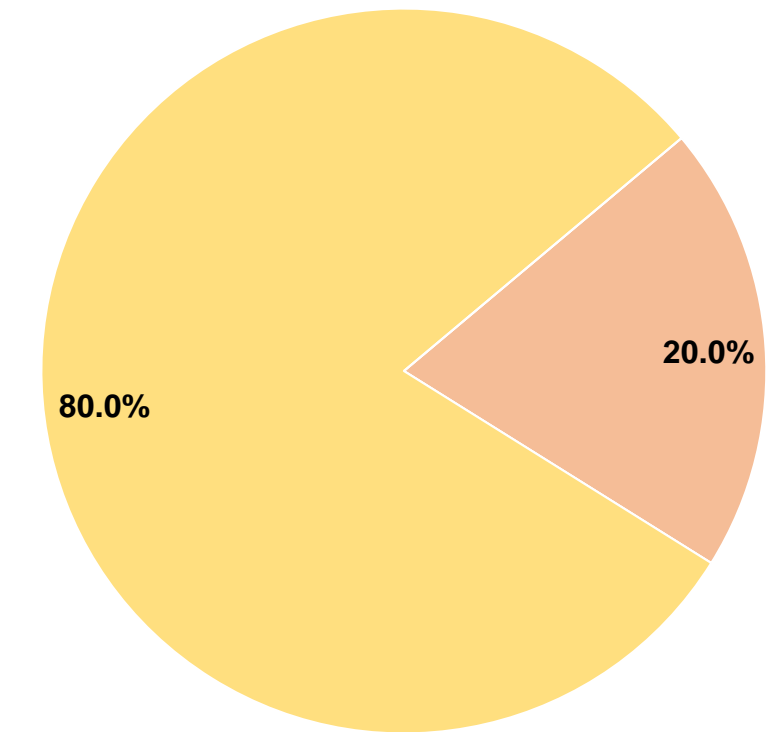
Fare Revenues	\$0	0.0%
Local Funds	\$14,080	20.0%
State Funds	\$0	0.0%
Federal Assistance	\$56,322	80.0%
Other Funds	\$0	0.0%
Total Capital Funds Expended	\$70,402	100.0%

Total Capital Funds Expended

Operating Funding Sources



Capital Funding Sources



Modal Characteristics

Operation Characteristics

Vehicles Operated at Maximum Service

Mode	Directly Operated	Purchased Transportation	Operating Expenses	Fare Revenues	Uses of Capital Funds	Annual Unlinked Trips	Annual Vehicle Revenue Miles	Annual Vehicle Revenue Hours	Average Fleet Age in Years ¹
Demand Response	3	-	\$234,584	\$23,830	\$25,690	10,817	68,598	5,173	3.8
Bus	6	-	\$658,713	\$49,312	\$44,712	86,497	237,575	14,261	3.4
Total	9	-	\$893,297	\$73,142	\$70,402	97,314	306,173	19,434	

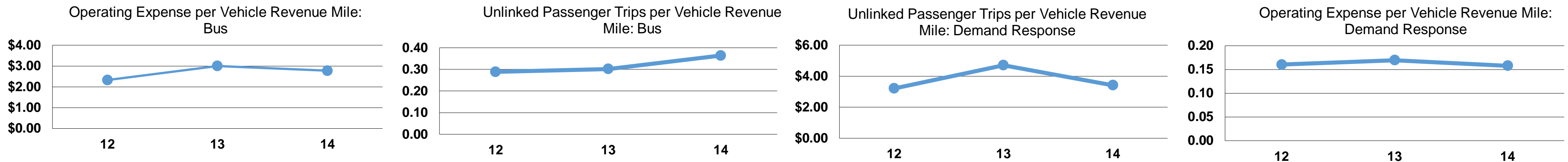
Performance Measures

Service Efficiency

Mode	Operating Expenses per Vehicle Revenue Mile	Operating Expenses per Vehicle Revenue Hour
Demand Response	\$3.42	\$45.35
Bus	\$2.77	\$46.19
Total	\$2.92	\$45.97

Service Effectiveness

Mode	Operating Expenses per Unlinked Passenger Trip	Unlinked Trips per Vehicle Revenue Mile	Unlinked Trips per Vehicle Revenue Hour
Demand Response	\$21.69	0.2	2.1
Bus	\$7.62	0.4	6.1
Total	\$9.18	0.3	5.0



Notes:

¹Demand Response - Taxi (DT) and non-dedicated fleets do not report fleet age data.